

MERCHANDISE TRADE VOLUME

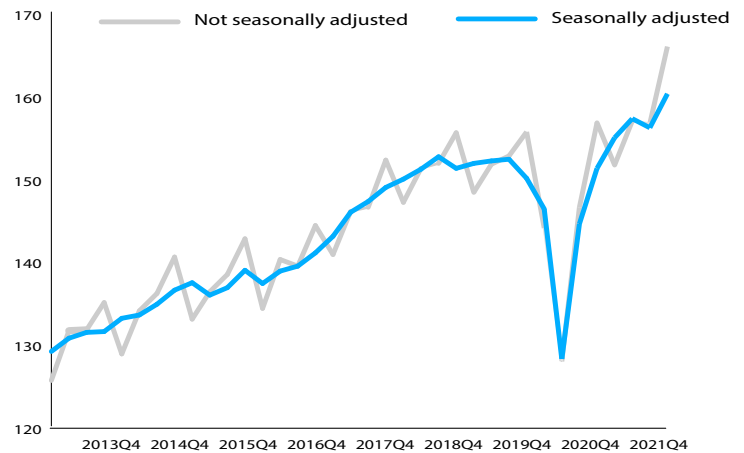
UPDATED ON 12 APRIL 2022

2.6%

World merchandise trade volume¹ increased by 2.6% in the fourth quarter of 2021 over the previous quarter, in seasonally adjusted terms.

1. Average of exports and imports.
Source: WTO-UNCTAD

Indices, 2005=100




World merchandise exports increased by 2.5% in Q4 2021 with exports from North America increasing the most (4.3%). Europe and Asia also recorded increases in exports, 2.8% and 2.6% respectively. On the import side, world merchandise imports increased by 2.7% in Q4 2021.

Quarter-on-quarter growth, %, seasonally adjusted

	Exports				Imports			
	2021Q1	2021Q2	2021Q3	2021Q4	2021Q1	2021Q2	2021Q3	2021Q4
World	2.5	0.9	-0.8	2.5	2.5	2.0	-0.6	2.7
North America	0.3	0.2	-1.9	4.3	2.8	1.0	0.3	3.5
South & Central America	1.3	4.7	-2.0	-0.9	7.7	6.7	0.6	3.8
Europe	-0.1	1.6	-0.8	2.8	-1.1	2.8	-0.3	3.8
Asia	6.8	-0.9	-1.1	2.6	5.6	1.3	-1.5	1.3
Other ¹	-1.1	5.1	2.1	-0.4	4.8	2.0	-0.6	1.3

Color Key



1. Includes the Caribbean

Source: WTO-UNCTAD

Data can be retrieved in [WTO Data](#) by selecting "Merchandise export volume indices, seasonally adjusted - quarterly" and "Merchandise import volume indices, seasonally adjusted - quarterly"

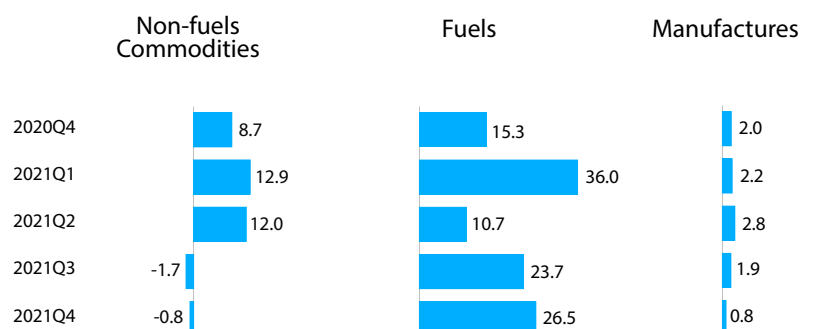
MERCHANDISE TRADE PRICES

Prices for fuels continued to rise, increasing 26.5% in Q4 2021. Prices for non-fuel commodities fell by 0.8% while manufactures became 0.8% more expensive as compared to the previous quarter.

Data can be retrieved in [WTO Data](#) by selecting "Export and Import prices of manufacturing goods - Monthly"

Source: IMF and WTO.

Quarter-on-quarter growth, %





NOTES

Annualized short-term statistics may differ from the annual statistics disseminated through the [WTO Stats Portal](#), publications or press releases. Data for the latest period are provisional.

1. The publication is updated with the same frequency as the data release.

- Q1 Around the 25th of June
- Q2 Around the 25th of September
- Q3 Around the 20th of December
- Q4 Early April, along with the release of annual data.

2. For more information on the methodology, please refer to the [metadata](#).

Questions? Comments?

Contact us at statistics@wto.org