

MERCHANDISE TRADE VOLUME

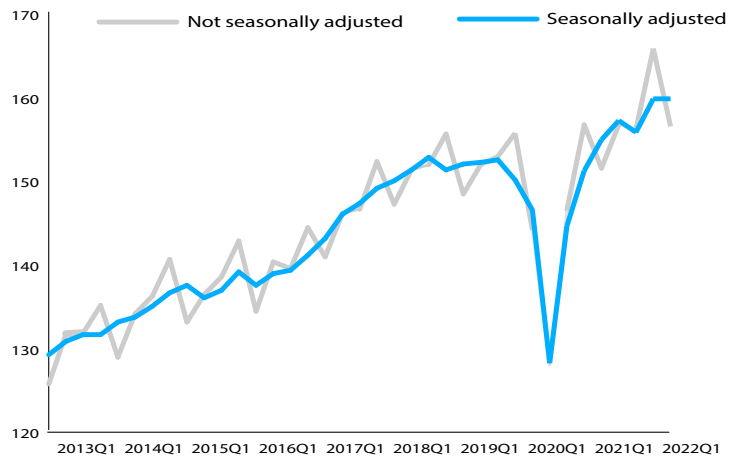
UPDATED ON 24 JUNE 2022

0.0%

World merchandise trade volume¹ growth was flat in the first quarter of 2022 over the previous quarter, in seasonally adjusted terms.

1. Average of exports and imports.
Source: WTO-UNCTAD

Indices, 2005=100




World merchandise exports decreased by 0.6% in Q1 2022. Other regions saw the largest decrease (-7.8%) in Q1 2022. Asia was the only region which had positive growth of exports (2.2%) in the first quarter 2022. On the import side, world merchandise imports increased by 0.6% in Q1 2022.

Quarter-on-quarter growth, %, seasonally adjusted

	Exports				Imports			
	2021Q2	2021Q3	2021Q4	2022Q1	2021Q2	2021Q3	2021Q4	2022Q1
World	0.8	-1.0	2.6	-0.6	2.1	-0.7	2.6	0.6
North America	0.3	-1.9	4.4	-1.5	1.0	0.2	3.5	3.9
South & Central America	4.7	-2.0	-0.6	-0.1	6.2	0.5	3.4	-0.2
Europe	1.7	-0.6	2.7	-1.0	2.9	-0.4	4.2	1.5
Asia	-0.9	-0.9	3.1	2.2	1.3	-1.5	1.0	0.1
Other ¹	3.5	-0.9	-1.4	-7.8	1.9	-1.5	-0.3	-8.4

Color Key



1. Includes the Caribbean

Source: WTO-UNCTAD

Data can be retrieved in [WTO Data](#) by selecting "Merchandise export volume indices, seasonally adjusted - quarterly" and "Merchandise import volume indices, seasonally adjusted - quarterly"

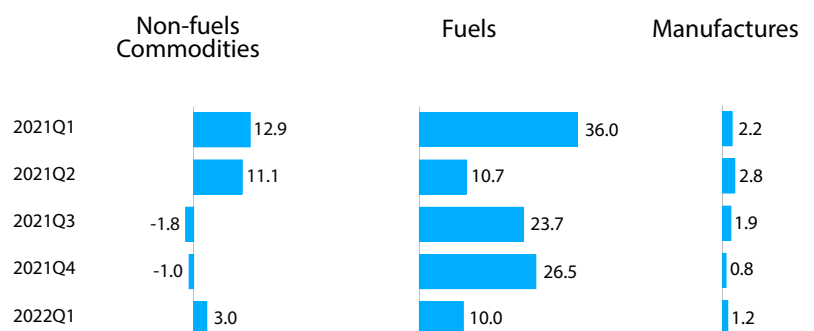
MERCHANDISE TRADE PRICES

Prices for fuels showed an increase of 10.0% in Q1 2022. Prices for non-fuel commodities grew by 3.0% while manufactures became 1.2% more expensive as compared to the previous quarter.

Data can be retrieved in [WTO Data](#) by selecting "Export and Import prices of manufacturing goods - Monthly"

Source: IMF and WTO.

Quarter-on-quarter growth, %



NOTES

Annualized short-term statistics may differ from the annual statistics disseminated through the [WTO Stats Portal](#), publications or press releases. Data for the latest period are provisional.

1. The publication is updated with the same frequency as the data release.

- Q1 Around the 25th of June
- Q2 Around the 25th of September
- Q3 Around the 20th of December
- Q4 Early April, along with the release of annual data.

2. For more information on the methodology, please refer to the [metadata](#).

Questions? Comments?

Contact us at statistics@wto.org