

MERCHANDISE TRADE VOLUME

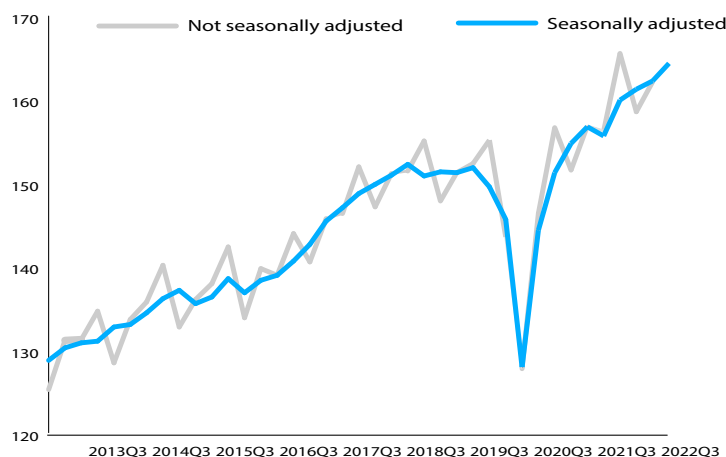
UPDATED ON 20 DECEMBER 2022

1.3%

World merchandise trade volume¹ increased by 1.3% in the third quarter of 2022 over the previous quarter, in seasonally adjusted terms.

1. Average of exports and imports.
Source: WTO-UNCTAD

Indices, 2005=100




World merchandise exports increased by 1.1% in Q3 2022. Other regions saw the largest decrease (-3.9%) while North America reported the largest positive growth of exports (4.1%) in the third quarter 2022. On the import side, world merchandise imports increased by 1.5% in Q3 2022.

Quarter-on-quarter growth, %, seasonally adjusted

	Exports				Imports			
	2021Q4	2022Q1	2022Q2	2022Q3	2021Q4	2022Q1	2022Q2	2022Q3
World	2.9	0.3	0.3	1.1	2.6	1.3	1.0	1.5
North America	4.2	-1.4	3.3	4.1	4.0	3.8	0.4	-1.0
South & Central America	-0.4	1.3	1.7	1.2	3.4	0.9	3.5	3.5
Europe	3.1	-1.0	0.6	2.1	3.7	1.6	1.9	0.5
Asia	2.9	1.2	-0.7	0.4	1.0	0.3	0.4	2.6
Other ¹	2.0	3.2	-2.3	-3.9	1.1	-1.6	-0.3	6.4

Color Key



1. Includes the Caribbean

Source: WTO-UNCTAD

Data can be retrieved in [WTO Data](#) by selecting "Merchandise export volume indices, seasonally adjusted - quarterly" and "Merchandise import volume indices, seasonally adjusted - quarterly"

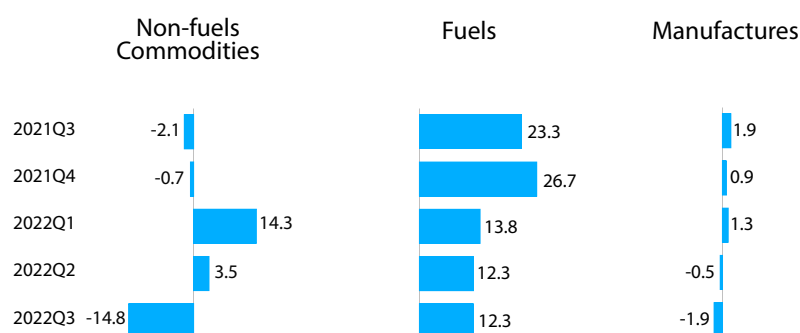
MERCHANDISE TRADE PRICES

Prices for non-fuel commodities decreased by 14.8% in Q3 2022. Prices for fuels showed an increase of 12.3% while manufactures became 1.9% less expensive as compared to the previous quarter.

Data can be retrieved in [WTO Data](#) by selecting "Export and Import prices of manufacturing goods - Monthly"

Source: IMF and WTO.

Quarter-on-quarter growth, %





NOTES

Annualized short-term statistics may differ from the annual statistics disseminated through the [WTO Stats Portal](#), publications or press releases. Data for the latest period are provisional.

1. The publication is updated with the same frequency as the data release.

- Q1 Around the 25th of June
- Q2 Around the 25th of September
- Q3 Around the 20th of December
- Q4 Early April, along with the release of annual data.

2. For more information on the methodology, please refer to the [metadata](#).

Questions? Comments?

Contact us at statistics@wto.org