

## MERCHANDISE TRADE VOLUME

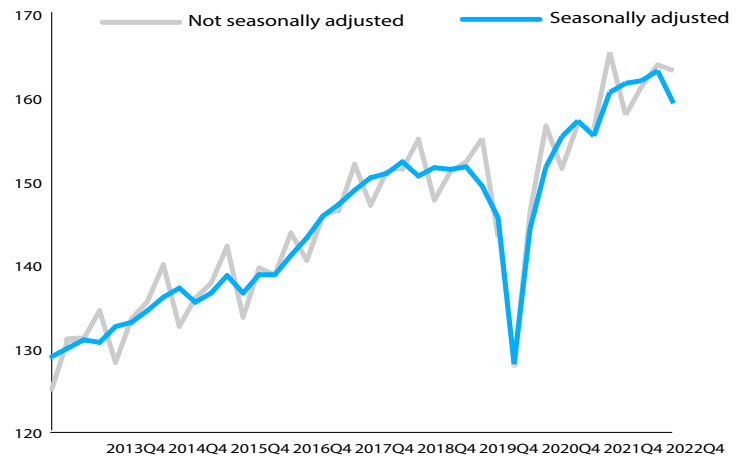
UPDATED ON 5 APRIL 2023

# -2.4%

World merchandise trade volume<sup>1</sup> decreased by 2.4% in the fourth quarter of 2022 over the previous quarter, in seasonally adjusted terms.

1. Average of exports and imports.  
Source: WTO-UNCTAD

Indices, 2005=100




World merchandise exports decreased by 2.6% in Q4 2022. Asia saw the largest decrease (-4.8%) while South & Central America reported the only positive growth of exports (0.5%) in the fourth quarter 2022. On the import side, world merchandise imports decreased by 2.2% in Q4 2022.

Quarter-on-quarter growth, %, seasonally adjusted

	Exports				Imports			
	2022Q1	2022Q2	2022Q3	2022Q4	2022Q1	2022Q2	2022Q3	2022Q4
<b>World</b>	0.1	0.1	0.4	-2.6	1.2	0.3	1.1	-2.2
North America	-1.8	3.2	3.8	-2.4	3.5	0.3	-1.2	-2.4
South & Central America	1.5	1.3	1.6	0.5	0.7	2.8	2.4	-6.2
Europe	-0.4	1.1	1.2	-0.3	1.5	1.1	0.1	-1.3
Asia	1.0	-1.3	-0.4	-4.8	0.1	-0.6	1.9	-3.2
Other <sup>1</sup>	0.1	-3.4	-5.1	-3.4	-0.8	-1.3	6.8	-1.4

Color Key



1. Includes the Caribbean

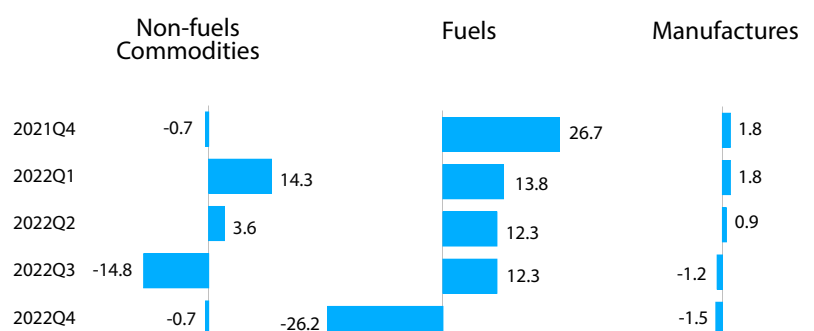
Source: WTO-UNCTAD

Data can be retrieved in [WTO Data](#) by selecting "Merchandise export volume indices, seasonally adjusted - quarterly" and "Merchandise import volume indices, seasonally adjusted - quarterly"

## MERCHANDISE TRADE PRICES

Prices for non-fuel commodities decreased by 0.7% in Q4 2022. Prices for fuels decreased 26.2% while manufactures became 1.5% less expensive as compared to the previous quarter.

Quarter-on-quarter growth, %



Data can be retrieved in [WTO Data](#) by selecting "Export and Import prices of manufacturing goods - Monthly"

Source: IMF and WTO.



## NOTES

Annualized short-term statistics may differ from the annual statistics disseminated through the [WTO Stats Portal](#), publications or press releases. Data for the latest period are provisional.

1. The publication is updated with the same frequency as the data release.

- Q1 Around the 25th of June
- Q2 Around the 25th of September
- Q3 Around the 20th of December
- Q4 Early April, along with the release of annual data.

2. For more information on the methodology, please refer to the [metadata](#).

Questions? Comments?

Contact us at [statistics@wto.org](mailto:statistics@wto.org)