

MERCHANDISE TRADE VOLUME

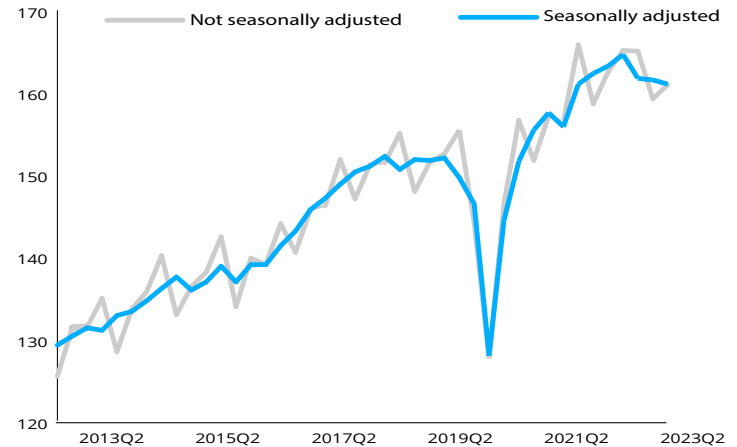
UPDATED ON 5 OCTOBER 2023

-0.3%

World merchandise trade volume¹ decreased by 0.3% in the second quarter of 2023 over the previous quarter, in seasonally adjusted terms.

1. Average of exports and imports.
Source: WTO-UNCTAD

Indices, 2005=100




World merchandise exports decreased by 0.6% in Q2 2023. North America and Europe both decreased by 1.9% in the second quarter 2023. Asia showed a positive increase of 1.7% over the previous quarter. On the import side, world merchandise imports were flat in Q2 2023.

Quarter-on-quarter growth, %, seasonally adjusted

	Exports				Imports			
	2022Q3	2022Q4	2023Q1	2023Q2	2022Q3	2022Q4	2023Q1	2023Q2
World	0.7	-1.8	0.4	-0.6	1.1	-1.7	-0.6	0.0
North America	4.0	-1.6	2.9	-1.9	-1.0	-1.9	0.1	-0.1
South & Central America	1.9	0.9	-1.5	0.8	2.4	-6.5	-2.2	4.0
Europe	1.2	0.2	-1.7	-1.9	0.2	-0.7	-2.4	-1.3
Asia	-0.1	-4.4	2.1	1.7	1.7	-3.1	0.0	0.0
Other ¹	-3.5	-0.4	-0.9	-1.0	6.8	1.9	4.3	2.5

Color Key



1. Includes the Caribbean

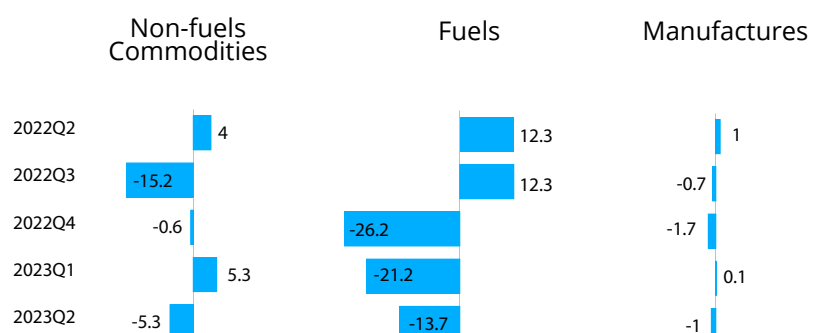
Source: WTO-UNCTAD

Data can be retrieved in the [WTO Stats Portal](#) by selecting "Merchandise export volume indices, seasonally adjusted - quarterly" and "Merchandise import volume indices, seasonally adjusted - quarterly"

MERCHANDISE TRADE PRICES

Prices for non-fuel commodities decreased by 5.3% in Q2 2023. Prices for fuels decreased 13.7% while manufactures became 1.0% less expensive as compared to the previous quarter.

Quarter-on-quarter growth, %



Data can be retrieved in the [WTO Stats Portal](#) by selecting "Export and Import prices of manufacturing goods - Monthly"

Source: IMF and WTO.



NOTES

Annualized short-term statistics may differ from the annual statistics disseminated through the [WTO Stats Portal](#), publications or press releases. Data for the latest period are provisional.

1. The publication is updated with the same frequency as the data release.

- Q1 Around the 25th of June
- Q2 Around the 25th of September
- Q3 Around the 20th of December
- Q4 Early April, along with the release of annual data.

2. For more information on the methodology, please refer to the [metadata](#).

Questions? Comments?

Contact us at statistics@wto.org