

## Armenia

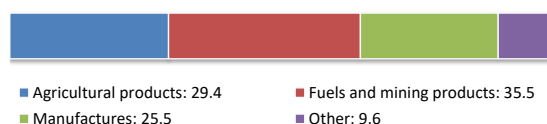
GDP (million current US\$, 2020)	12 339	<b>Rank in world trade, 2020</b>	<u>Exports</u>	<u>Imports</u>
GDP per capita (US\$, 2018-2020)	4 319	Merchandise	132	130
Current account balance (% GDP, 2020)	-4.6	excluding intra-EU trade	106	104
Trade per capita (US\$, 2018-2020)	1 865	Commercial services	112	136
Trade (% GDP, 2018-2020)	43.2	excluding intra-EU trade	86	110

### MERCHANDISE TRADE

Million US\$	Value	Annual percentage change		
	2020	2010-2020	2019	2020
Merchandise exports, f.o.b.	2 544	10	9	-4
Merchandise imports, c.i.f.	4 559	2	11	-17
	<u>2020</u>			<u>2020</u>
Share in world total exports (%)	0.01	Share in world total imports (%)		0.03


#### Breakdown in economy's total exports

##### By main commodity group, % (2019)




#### Breakdown in economy's total imports

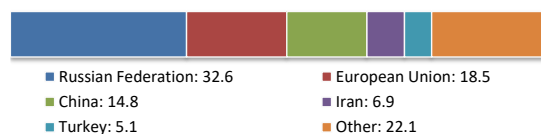
##### By main commodity group, % (2019)



#### By main destination, % (2020)



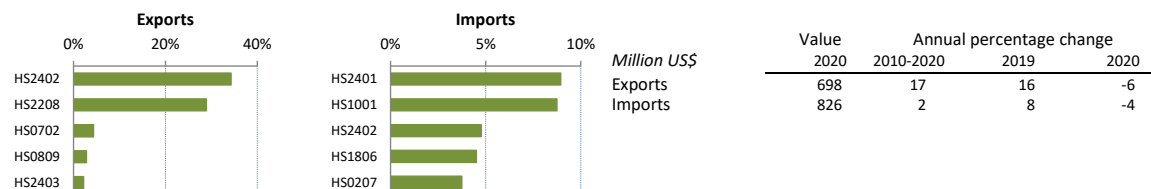
#### By main origin, % (2020)



### Agricultural Products

Top exported products (Million US\$)		Value	Top imported products (Million US\$)		Value
		2020			2020
HS2402	Cigars, cheroots, cigarillos	239	HS2401	Unmanufactured tobacco	74
HS2208	Alcohol of less than 80% volume	202	HS1001	Wheat and meslin	72
HS0702	Tomatoes, fresh or chilled	30	HS2402	Cigars, cheroots, cigarillos	39
HS0809	Apricots, cherries, peaches	20	HS1806	Chocolate and other cocoa food	37
HS2403	Other manufactured tobacco	15	HS0207	Meat and edible offal of poultry	31

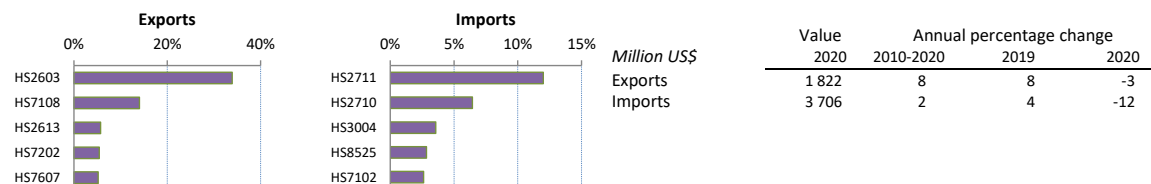
#### Share in economy's trade in agricultural products



### Non-Agricultural Products

Top exported products (Million US\$)		Value	Top imported products (Million US\$)		Value
		2020			2020
HS2603	Copper ores and concentrates	618	HS2711	Petroleum gases	445
HS7108	Gold	256	HS2710	Petroleum oils, other than crude	238
HS2613	Molybdenum ores and concentrates	104	HS3004	Medicaments in measured doses	132
HS7202	Ferro-alloys	98	HS8525	Radio-telephony transmission tools	106
HS7607	Aluminium foil	95	HS7102	Diamonds, whether or not worked	97

#### Share in economy's trade in non-agricultural products

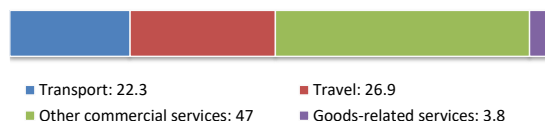


## TRADE IN COMMERCIAL SERVICES

Million US\$	Value	Annual percentage change		
	2020	2010-2020	2019	2020
Commercial services exports	1 076	1	10	-55
Commercial services imports	947	-3	14	-61
	2020			2020
Share in world total exports (%)	0.02	Share in world total imports (%)		

### Breakdown in economy's total exports

#### By main services item, % (2020)

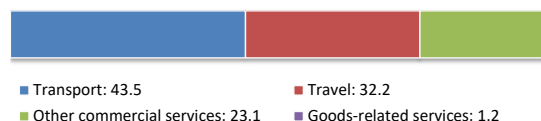


#### By main destination

NO DATA AVAILABLE

### Breakdown in economy's total imports

#### By main services item, % (2020)



#### By main origin

NO DATA AVAILABLE

### FATS sales

Inward (million US\$)  
Outward (million US\$)

	Value	Annual percentage change		
	2020	2010-2020	2019	2020
Inward (million US\$)	na	na	na	na
Outward (million US\$)	na	na	na	na

## Transport



Million US\$

Exports  
By sea (2020)  
By air (2020)  
By other (2020)

	Value	Annual percentage change			
	2020	2010-2020	2019	2020	
Exports	240	4	7	-12	
Imports	412	-1	16	-36	
	Value	Share (%)	Imports	Value	Share (%)
By sea (2020)	0	0.0	By sea (2020)	65	15.8
By air (2020)	22	9.1	By air (2020)	42	10.2
By other (2020)	217	90.6	By other (2020)	304	73.7

## Travel



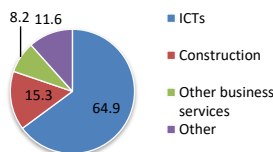
Million US\$

Exports  
Imports

	Value	Annual percentage change		
	2020	2010-2020	2019	2020
Exports	290	-8	15	-81
Imports	305	-6	16	-79

## Other Commercial Services and Goods-related Services

### Exports of OCS by main item (2020)



Million US\$

Other commercial services  
Exports  
Imports  
  
Goods-related services  
Exports  
Imports

	Value	Annual percentage change		
	2020	2010-2020	2019	2020
Other commercial services				
Exports	506	11	1	-8
Imports	218	0	-4	-18
	2020	2010-2020	2019	2020
Goods-related services				
Exports	41	9	-20	33
Imports	12	15	51	-9

## INDUSTRIAL PROPERTY

### Patent applications, 2019

Residents	Non-residents	Total
112	4	116

### Trademark applications, 2019

Residents	Non-residents	Total
2 157	3 310	5 467

### Industrial design applications, 2019

Residents	Non-residents	Total
39	164	203