

# Bangladesh

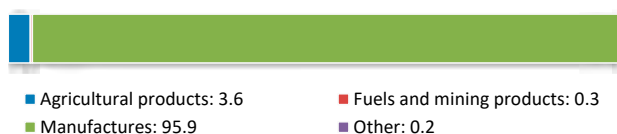
GDP (million current US\$, 2021)	357 099	<b>Rank in world trade, 2021</b>	<u>Exports</u>	<u>Imports</u>
GDP per capita (US\$, 2019-2021)	1 989	Merchandise	58	46
Current account balance (% GDP, 2021)	-1.3	excluding intra-EU trade	40	30
Trade per capita (US\$, 2019-2021)	334	Commercial services	76	58
Trade (% GDP, 2019-2021)	16.8	excluding intra-EU trade	50	39

## MERCHANDISE TRADE

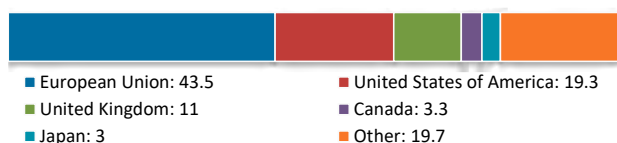
Million US\$	Value		Annual percentage change	
	2021	2010-2021	2020	2021
Merchandise exports, f.o.b.	44 223	8	-15	32
Merchandise imports, c.i.f.	80 448	10	-11	52
Share in world total exports (%)	0.20			0.20
Share in world total imports (%)				0.36

### Breakdown in economy's total exports

#### By main commodity group, % (2020)

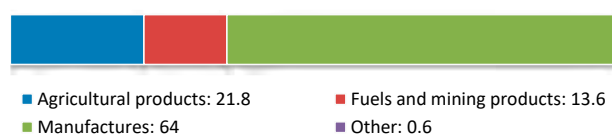


#### By main destination, % (2015)



### Breakdown in economy's total imports

#### By main commodity group, % (2020)



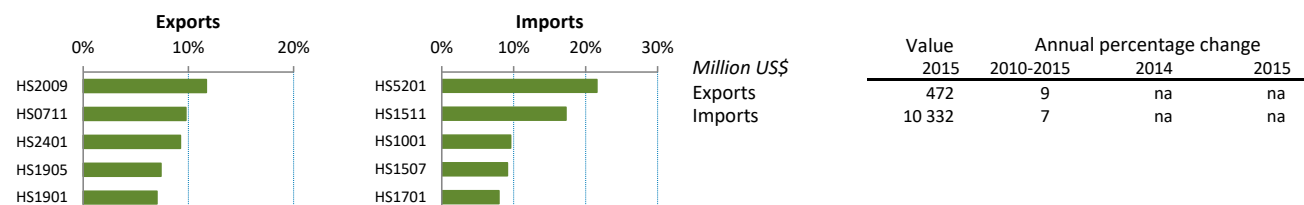
#### By main origin, % (2015)



## Agricultural Products

Top exported products (Million US\$)		Value	Top imported products (Million US\$)		Value
		2015			2015
HS2009	Fruit juices and vegetable juices	55	HS201	Cotton, not carded or combed	2 230
HS0711	Vegetables provisionally preserved	46	HS1511	Palm oil and its fractions	1 785
HS2401	Unmanufactured tobacco	44	HS1001	Wheat and meslin	991
HS1905	Bread, pastry, other bakers' wares	35	HS1507	Soya-bean oil and its fractions	945
HS1901	Malt extract	33	HS1701	Cane or beet sugar	822

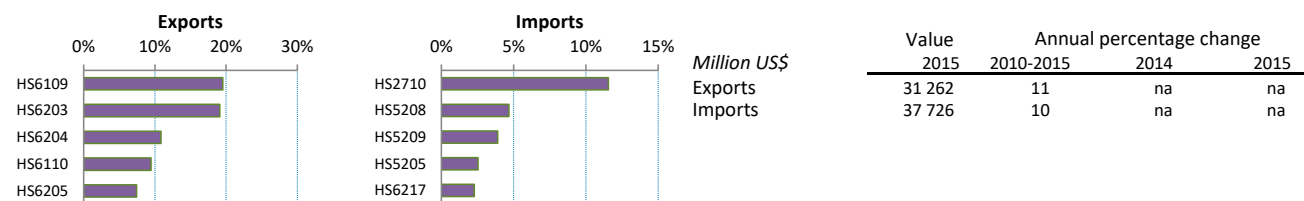
### Share in economy's trade in agricultural products



## Non-Agricultural Products

Top exported products (Million US\$)		Value	Top imported products (Million US\$)		Value
		2015			2015
HS6109	T-shirts, singlets and other vests	6 101	HS2710	Petroleum oils, other than crude	4 359
HS6203	Men's or boys' suits	5 973	HS5208	Woven fabrics, 85% cotton small	1 762
HS6204	Women's or girls' suits	3 395	HS5209	Woven fabrics, 85% cotton big	1 471
HS6110	Jerseys, pullovers, cardigans	2 953	HS5205	Cotton yarn, 85% or more of cotton	954
HS6205	Men's or boys' shirts	2 325	HS6217	Other made-up clothing accessories	857

### Share in economy's trade in non-agricultural products



## TRADE IN COMMERCIAL SERVICES

Million US\$	Value	Annual percentage change		
	2021	2010-2021	2020	2021
Commercial services exports	4 870	13	-3	58
Commercial services imports	10 491	9	-19	39
	2021			2021
Share in world total exports (%)	0.08	Share in world total imports (%)		
				0.19


### Breakdown in economy's total exports

#### By main services item, % (2021)



### Breakdown in economy's total imports

#### By main services item, % (2021)



#### By main destination

NO DATA AVAILABLE

#### By main origin

NO DATA AVAILABLE

### FATS sales

Inward (million US\$)  
Outward (million US\$)

	Value	Annual percentage change		
	2021	2010-2021	2020	2021
Inward (million US\$)	na	na	na	na
Outward (million US\$)	na	na	na	na

## Transport



Million US\$

Exports

Imports

Exports

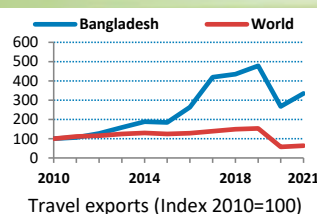
By sea (2021)

By air (2021)

By other (2021)

	Value	Annual percentage change			
	2021	2010-2021	2020	2021	
Exports	1 317	20	10	92	
Imports	7 302	7	-11	44	
	Value	Share (%)	Imports	Value	Share (%)
By sea (2021)	605	45.9	By sea (2021)	6 147	84.2
By air (2021)	711	54.0	By air (2021)	845	11.6
By other (2021)	0	0.0	By other (2021)	291	4.0

## Travel



Million US\$

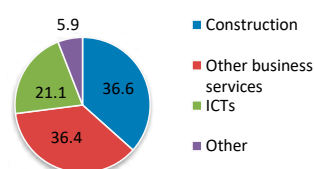
Exports

Imports

	Value	Annual percentage change		
	2021	2010-2021	2020	2021
Exports	272	12	-44	25
Imports	630	8	-57	60

## Other Commercial Services and Goods-related Services

### Exports of OCS by main item (2021)



Million US\$

Other commercial services

Exports

Imports

Goods-related services

Exports

Imports

	Value	Annual percentage change		
	2021	2010-2021	2020	2021
Other commercial services				
Exports	2 738	10	-7	47
Imports	2 536	18	-23	22
	2021	2010-2021	2020	2021
Goods-related services				
Exports	543	28	104	75
Imports	22	na	-15	-22

## INDUSTRIAL PROPERTY

### Patent applications, 2020

Residents	Non-residents	Total
40	362	402

### Trademark applications, 2020

Residents	Non-residents	Total
9 782	3 909	13 691

### Industrial design applications, 2020

Residents	Non-residents	Total
1 162	79	1 241