

# Costa Rica

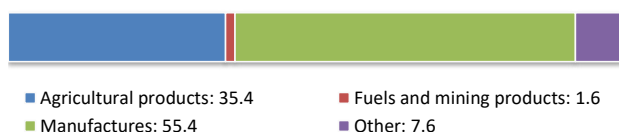
GDP (million current US\$, 2022)	68 385	<b>Rank in world trade, 2022</b>	<u>Exports</u>	<u>Imports</u>
GDP per capita (US\$, 2020-2022)	12 575	Merchandise	79	81
Current account balance (% GDP, 2022)	-4.3	excluding intra-EU trade	56	57
Trade per capita (US\$, 2020-2022)	4 410	Commercial services	59	83
Trade (% GDP, 2020-2022)	35.1	excluding intra-EU trade	36	58

## MERCHANDISE TRADE

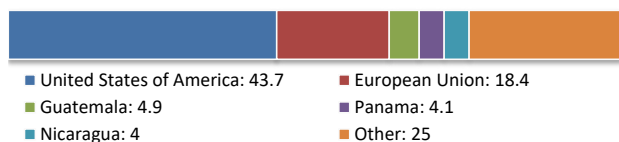
Million US\$	Value		Annual percentage change	
	2022	2010-2022	2021	2022
Merchandise exports, f.o.b.	17 752	5	26	15
Merchandise imports, c.i.f.	22 685	4	39	9
	<u>2022</u>			<u>2022</u>
Share in world total exports (%)	0.07		Share in world total imports (%)	0.09

### Breakdown in economy's total exports

#### By main commodity group, % (2021)

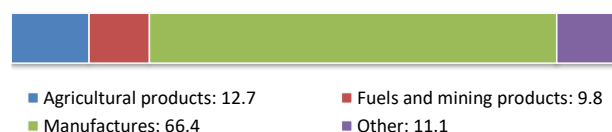


#### By main destination, % (2021)

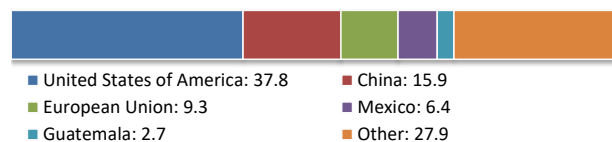


### Breakdown in economy's total imports

#### By main commodity group, % (2021)



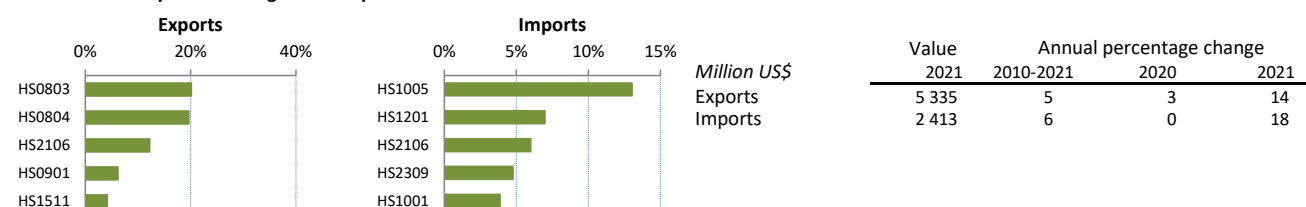
#### By main origin, % (2021)



## Agricultural Products

Top exported products (Million US\$)		Value	Top imported products (Million US\$)		Value
		2021			2021
HS0803	Bananas, including plantains	1 075	HS1005	Maize (corn)	315
HS0804	Dates, figs, pineapples, avocados	1 050	HS1201	Soya beans, whether or not broken	169
HS2106	Other food preparations	652	HS2106	Other food preparations	145
HS0901	Coffee	332	HS2309	Preparations of a kind used in animal feeding	115
HS1511	Palm oil and its fractions	222	HS1001	Wheat and meslin	93

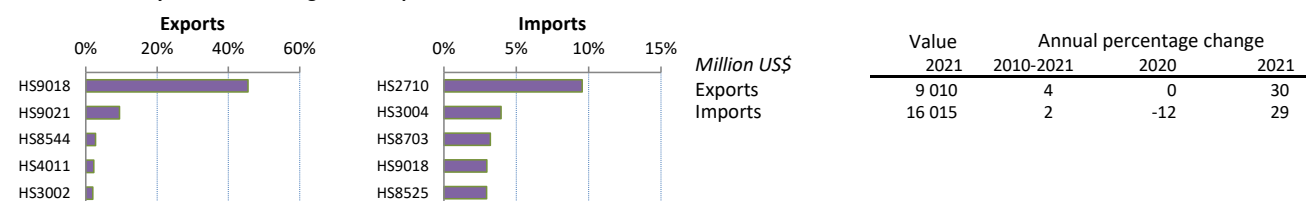
### Share in economy's trade in agricultural products



## Non-Agricultural Products

Top exported products (Million US\$)		Value	Top imported products (Million US\$)		Value
		2021			2021
HS9018	Instruments for medical sciences	4 097	HS2710	Petroleum oils, other than crude	1 530
HS9021	Orthopaedic appliances	851	HS3004	Medicaments in measured doses	632
HS8544	Insulated electric conductors	249	HS8703	Motor cars for transport of persons	514
HS4011	New pneumatic tyres, of rubber	200	HS9018	Instruments for medical sciences	475
HS3002	Human and animal blood	175	HS8525	Radio-telephony transmission tools	471

### Share in economy's trade in non-agricultural products



### TRADE IN COMMERCIAL SERVICES

Million US\$	Value		Annual percentage change		
	2022	2010-2022	2021	2022	
Commercial services exports	11 749	7	16	29	
Commercial services imports	5 485	9	25	29	
	<b>2022</b>			<b>2022</b>	
Share in world total exports (%)	0.17			Share in world total imports (%)	0.08

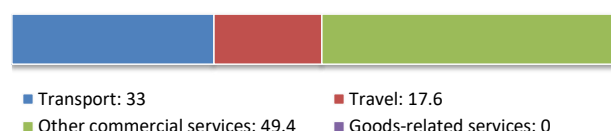
#### Breakdown in economy's total exports

##### By main services item, % (2022)



#### Breakdown in economy's total imports

##### By main services item, % (2022)



#### By main destination

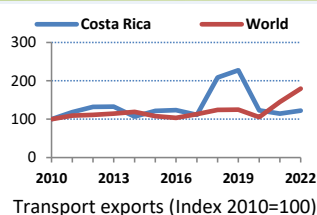
NO DATA AVAILABLE

#### By main origin

NO DATA AVAILABLE

FATS sales	Value		Annual percentage change	
	2017	2010-2017	2016	2017
Inward (million US\$)	6 934	na	na	na
Outward (million US\$, 2014)	256	na	na	na

### Transport



Million US\$

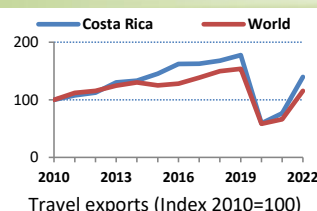
Exports	
Value	Share (%)
By sea (2022)	10.6
By air (2022)	49.0
By other (2022)	37.8

Value		Annual percentage change	
2022	2010-2022	2021	2022
Exports	499	2	-7
Imports	1 809	7	85

Imports		Value		Share (%)	
Value	Share (%)	By sea (2022)	By air (2022)	By other (2022)	
By sea (2022)	63.2	1 143	24.9	9.6	
By air (2022)	24.9	450	9.6		
By other (2022)	9.6	174			

### Travel



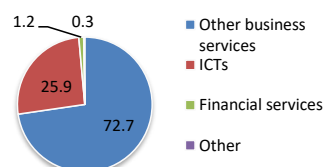
Million US\$

Exports	
Value	Share (%)
By sea (2022)	10.6
By air (2022)	49.0
By other (2022)	37.8

Value		Annual percentage change	
2022	2010-2022	2021	2022
Exports	3 137	3	29
Imports	966	7	133

### Other Commercial Services and Goods-related Services

#### Exports of OCS by main item (2022)



Million US\$	Value		Annual percentage change	
	2022	2010-2022	2021	2022
<b>Other commercial services</b>				
Exports	7 258	12	10	11
Imports	2 709	12	-7	23
<b>Goods-related services</b>				
Exports	855	5	171	111
Imports	1	-5	-28	-13

### INDUSTRIAL PROPERTY

#### Patent applications, 2021

Residents	Non-residents	Total
15	566	581

#### Trademark applications, 2021

Residents	Non-residents	Total
7 134	4 474	11 608

#### Industrial design applications, 2021

Residents	Non-residents	Total
9	66	75