

Cyprus

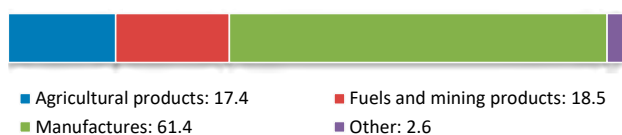
GDP (million current US\$, 2021)	27 639	Rank in world trade, 2021	<u>Exports</u>	<u>Imports</u>
GDP per capita (US\$, 2019-2021)	29 351	Merchandise	127	101
Current account balance (% GDP, 2021)	-7.6	excluding intra-EU trade	-	-
Trade per capita (US\$, 2019-2021)	22 713	Commercial services	44	55
Trade (% GDP, 2019-2021)	77.4	excluding intra-EU trade	-	-

MERCHANDISE TRADE

Million US\$	Value		Annual percentage change		
	2021	2010-2021	2020	2021	
Merchandise exports, f.o.b.	3 787	9	-11	24	
Merchandise imports, c.i.f.	10 168	2	-4	16	
	<u>2021</u>			<u>2021</u>	
Share in world total exports (%)	0.02			Share in world total imports (%)	0.05


Breakdown in economy's total exports

By main commodity group, % (2020)



Breakdown in economy's total imports

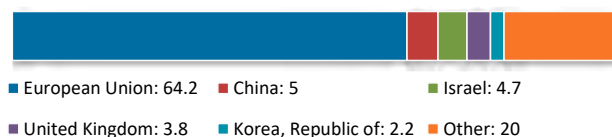
By main commodity group, % (2020)



By main destination, % (2021)



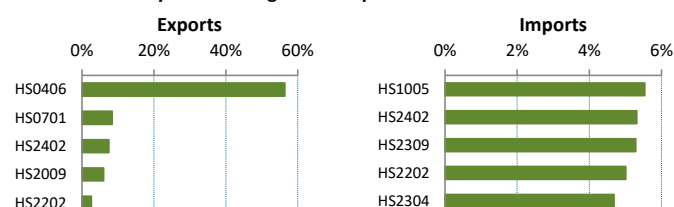
By main origin, % (2021)



Agricultural Products

Top exported products (Million US\$)		Value	Top imported products (Million US\$)		Value
		2021			2021
HS0406	Cheese and curd	313	HS1005	Maize (corn)	82
HS0701	Potatoes, fresh or chilled	47	HS2402	Cigars, cheroots, cigarillos	79
HS2402	Cigars, cheroots, cigarillos	42	HS2309	Preparations of a kind used in animal feeding	79
HS2009	Fruit juices and vegetable juices	34	HS2202	Waters containing added sugar	74
HS2202	Waters containing added sugar	15	HS2304	Solid residues from soya-bean oil	70

Share in economy's trade in agricultural products

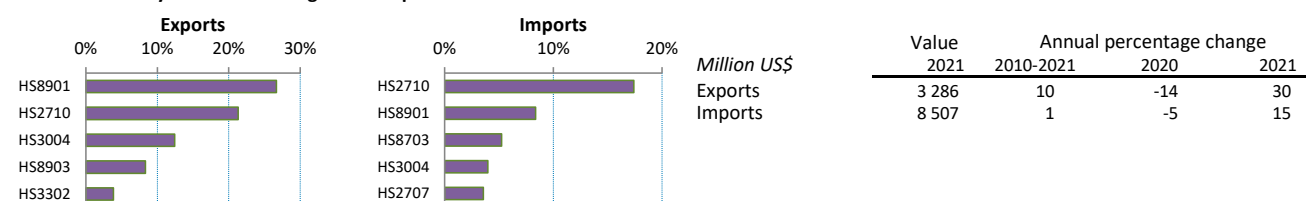


Million US\$	Value		Annual percentage change	
	2021	2010-2021	2020	2021
Exports	555	5	5	4
Imports	1 486	2	-5	19

Non-Agricultural Products

Top exported products (Million US\$)		Value	Top imported products (Million US\$)		Value
		2021			2021
HS8901	Vessels for transport	877	HS2710	Petroleum oils, other than crude	1 481
HS2710	Petroleum oils, other than crude	700	HS8901	Vessels for transport	711
HS3004	Medicaments in measured doses	408	HS8703	Motor cars for transport of persons	446
HS8903	Vessels for pleasure or sports	274	HS3004	Medicaments in measured doses	339
HS3302	Odoriferous substances and mixture	127	HS2707	Coal tars	304

Share in economy's trade in non-agricultural products




Million US\$	Value		Annual percentage change	
	2021	2010-2021	2020	2021
Exports	3 286	10	-14	30
Imports	8 507	1	-5	15

TRADE IN COMMERCIAL SERVICES

Million US\$	Value		Annual percentage change		
	2021	2010-2021	2020	2021	
Commercial services exports	18 062	6	-4	19	
Commercial services imports	12 768	8	4	15	
	2021			2021	
Share in world total exports (%)	0.30			Share in world total imports (%)	0.23


Breakdown in economy's total exports

By main services item, % (2021)

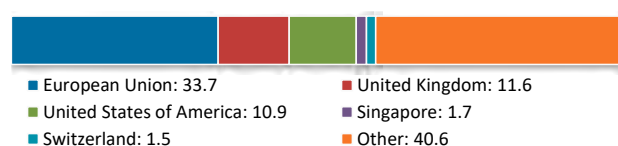


Breakdown in economy's total imports

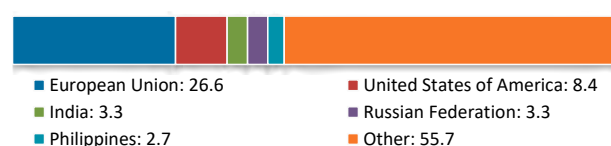
By main services item, % (2021)



By main destination, % (2020)



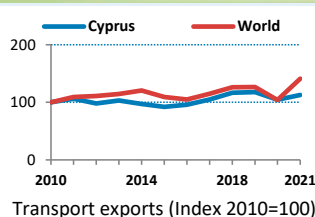
By main origin, % (2020) a



FATS sales

Inward (million US\$)	Value		Annual percentage change	
	2019	2010-2019	2018	2019
Inward (million US\$)	2 671	10	10	-47
Outward (million US\$)	2 457	-2	17	-10

Transport



Million US\$

Exports

Imports

Exports

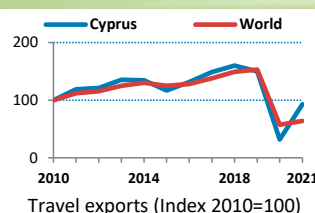
By sea (2021)

By air (2021)

By other (2015)

Value	Annual percentage change		Value	Share (%)
	2021	2010-2021		
Exports	3 687	1	-11	8
Imports	2 233	3	-22	14
Imports				
By sea (2021)				
By air (2016)				
By other (2021)				

Travel



Million US\$

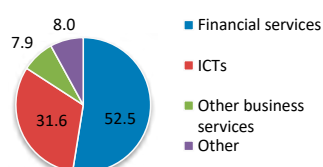
Exports

Imports

Value	Annual percentage change		Value	Share (%)
	2021	2010-2021		
Exports	2 013	-1	-79	193
Imports	983	-3	-57	40

Other Commercial Services and Goods-related Services

Exports of OCS by main item (2021)



Million US\$	Value		Annual percentage change	
	2021	2010-2021	2020	2021
Other commercial services				
Exports	12 317	11	28	12
Imports	9 487	14	29	12
Goods-related services				
Exports	45	3	-40	-46
Imports	65	na	-32	218

INDUSTRIAL PROPERTY

Patent applications, 2020

Residents	Non-residents	Total
2	1	3

Trademark applications, 2020

Residents	Non-residents	Total
1 308	1 010	2 318

Industrial design applications, 2020

Residents	Non-residents	Total
13	na	13

a EU refers to total services.