

European Union

GDP (million current US\$, 2020)	15 167 815	Rank in world trade, 2020	<u>Exports</u>	<u>Imports</u>
GDP per capita (US\$, 2018-2020)	35 039	Merchandise	na	na
Current account balance (% GDP, 2020)	3.1	excluding intra-EU trade	2	3
Trade per capita (US\$, 2018-2020)	7 418	Commercial services	na	na
Trade (% GDP, 2018-2020)	21.2	excluding intra-EU trade	1	1

MERCHANDISE TRADE

Million US\$	Value	Annual percentage change		
	2020	2010-2020	2019	2020
Merchandise exports, f.o.b.	2 209 593	2	-2	-7
Merchandise imports, c.i.f.	1 957 866	0	-4	-10
	<u>2020</u>			<u>2020</u>
Share in world total exports (%)	12.54	Share in world total imports (%)		10.98

Breakdown in economy's total exports

By main commodity group, % (2019)



■ Agricultural products: 9.4	■ Fuels and mining products: 7
■ Manufactures: 81.3	■ Other: 2.3

By main destination, % (2020)



■ United States of America: 18.3	■ United Kingdom: 14.4
■ China: 10.5	■ Switzerland: 7.4
■ Russian Federation: 4.1	■ Other: 45.4

Breakdown in economy's total imports

By main commodity group, % (2019)



■ Agricultural products: 8.3	■ Fuels and mining products: 22.5
■ Manufactures: 67.5	■ Other: 1.7

By main origin, % (2020)

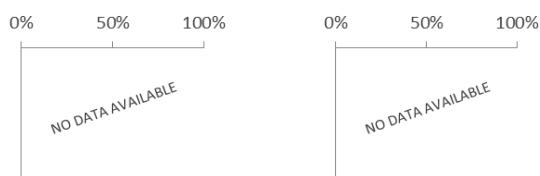


■ China: 22.4	■ United States of America: 11.8
■ United Kingdom: 9.8	■ Switzerland: 6.3
■ Russian Federation: 5.5	■ Other: 44.1

Agricultural Products

Top exported products (Million US\$)	Value	Top imported products (Million US\$)	Value
	2020		2020
na na	na na na	na na na	na
na na	na na na	na na na	na
na na	na na na	na na na	na
na na	na na na	na na na	na
na na	na na na	na na na	na

Share in economy's trade in agricultural products

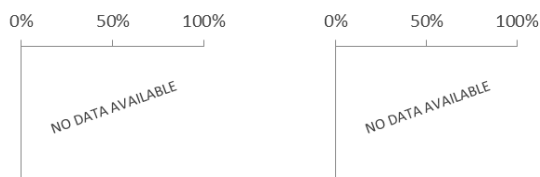


Million US\$	Annual percentage change			
	Value 2020	2010-2020	2019	2020
Exports	na	na	na	na
Imports	na	na	na	na

Non-Agricultural Products

Top exported products (Million US\$)	Value	Top imported products (Million US\$)	Value
	2020		2020
na na	na na na	na na na	na
na na	na na na	na na na	na
na na	na na na	na na na	na
na na	na na na	na na na	na
na na	na na na	na na na	na

Share in economy's trade in non-agricultural products



Million US\$	Annual percentage change			
	Value 2020	2010-2020	2019	2020
Exports	na	na	na	na
Imports	na	na	na	na

TRADE IN COMMERCIAL SERVICES

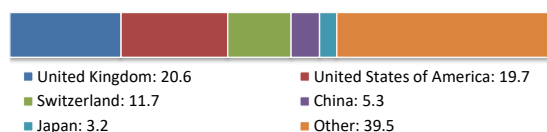
Million US\$	Value	Annual percentage change		
	2020	2010-2020	2019	2020
Commercial services exports	983 026	2	1	-16
Commercial services imports	915 858	3	9	-16
	2020			2020
Share in world total exports (%)	20.01			19.93

Breakdown in economy's total exports

By main services item, % (2020)

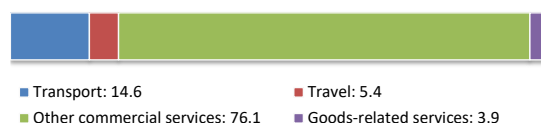


By main destination, % (2020)

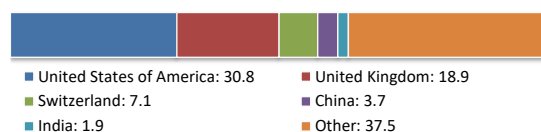


Breakdown in economy's total imports

By main services item, % (2020)



By main origin, % (2020)

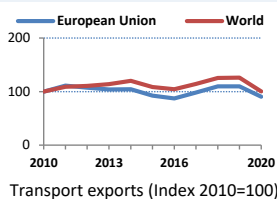


FATS sales

Inward (million US\$)
Outward (million US\$)

	Value	Annual percentage change		
	2020	2010-2020	2019	2020
Inward (million US\$)	na	na	na	na
Outward (million US\$)	na	na	na	na

Transport



Million US\$

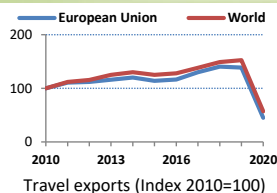
Exports

By sea (2019)
By air (2019)
By other (2019)

Value	Annual percentage change			
	2020	2010-2020	2019	2020
Exports	170 274	-1	0	-18
Imports	133 959	-2	-2	-17

Exports		Imports		
Value	Share (%)	Value	Share (%)	
By sea (2019)	105 754	51.1	75 513	46.7
By air (2019)	66 179	32.0	49 447	30.6
By other (2019)	31 631	15.3	33 913	21.0

Travel



Million US\$

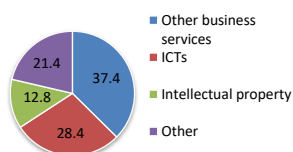
Exports

Imports

Value	Annual percentage change			
	2020	2010-2020	2019	2020
Exports	59 350	-8	-1	-68
Imports	49 044	-9	1	-62

Other Commercial Services and Goods-related Services

Exports of OCS by main item (2020)



Million US\$

Other commercial services

Exports

Imports

Goods-related services

Exports

Imports

Value	Annual percentage change			
	2020	2010-2020	2019	2020
Exports	703 312	5	3	-4
Imports	696 731	6	13	-9

Value	Annual percentage change			
	2020	2010-2020	2019	2020
Exports	50 089	3	0	-4
Imports	36 124	11	4	-7

INDUSTRIAL PROPERTY

Patent applications

Residents	Non-residents	Total
na	na	na

Trademark applications

Residents	Non-residents	Total
na	na	na

Industrial design applications

Residents	Non-residents	Total
na	na	na