

Lebanese Republic


GDP (million current US\$, 2020)	24 494	Rank in world trade, 2022	<u>Exports</u>	<u>Imports</u>
GDP per capita (US\$, 2018-2020)	6 343	Merchandise	126	83
Current account balance (% GDP, 2020)	-15.1	excluding intra-EU trade	102	59
Trade per capita (US\$, 2018-2020)	3 042	Commercial services	68	77
Trade (% GDP, 2018-2020)	48.0	excluding intra-EU trade	43	53

MERCHANDISE TRADE

Million US\$	Value		Annual percentage change	
	2022	2010-2022	2021	2022
Merchandise exports, f.o.b.	4 370	-1	12	-5
Merchandise imports, c.i.f.	19 503	0	22	41
	<u>2022</u>			<u>2022</u>
Share in world total exports (%)	0.02		Share in world total imports (%)	0.08

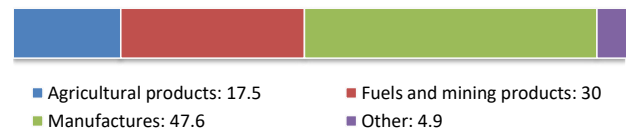
Breakdown in economy's total exports

By main commodity group, % (2021)

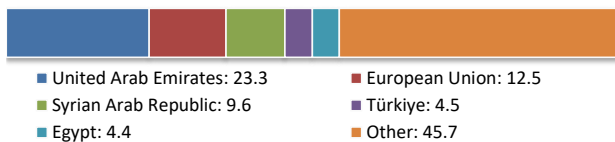


Breakdown in economy's total imports

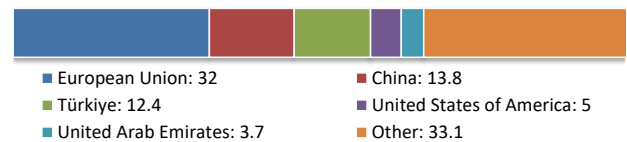
By main commodity group, % (2021)



By main destination, % (2022)



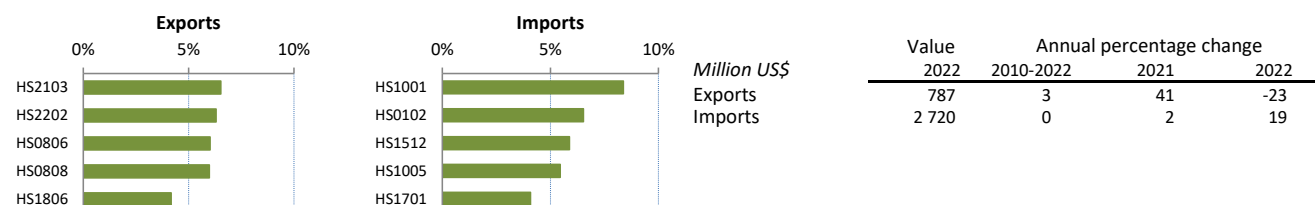
By main origin, % (2022)



Agricultural Products

Top exported products (Million US\$)		Value	Top imported products (Million US\$)		Value
		2022			2022
HS2103	Sauces and preparations therefor	51	HS1001	Wheat and meslin	228
HS2202	Waters containing added sugar	50	HS0102	Live bovine animals	178
HS0806	Grapes, fresh or dried	47	HS1512	Sunflower-seed, or cotton oil	160
HS0808	Apples, pears and quinces, fresh	47	HS1005	Maize (corn)	149
HS1806	Chocolate and other cocoa food	33	HS1701	Cane or beet sugar	111

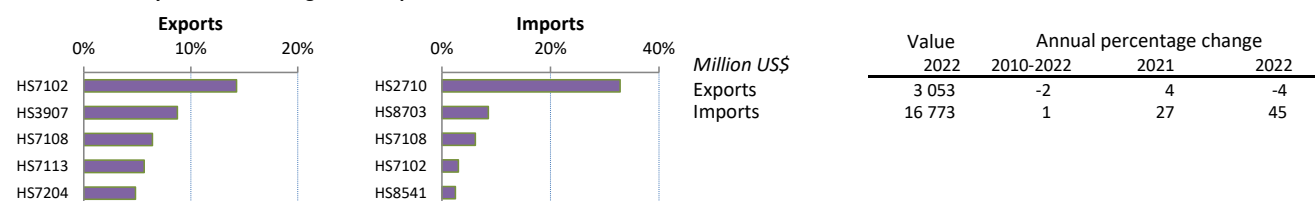
Share in economy's trade in agricultural products



Non-Agricultural Products

Top exported products (Million US\$)		Value	Top imported products (Million US\$)		Value
		2022			2022
HS7102	Diamonds, whether or not worked	436	HS2710	Petroleum oils, other than crude	5 504
HS3907	Polyacetals, other polyethers	267	HS8703	Motor cars for transport of persons	1 435
HS7108	Gold	196	HS7108	Gold	1 035
HS7113	Articles and parts of jewellery	172	HS7102	Diamonds, whether or not worked	506
HS7204	Ferrous waste and scrap	148	HS8541	Diodes, transistors devices	416

Share in economy's trade in non-agricultural products



TRADE IN COMMERCIAL SERVICES

Million US\$	Value		Annual percentage change	
	2021	2010-2021	2020	2021
Commercial services exports	5 821	-9	-64	18
Commercial services imports	4 738	-9	-64	0
	2021			2021

Share in world total exports (%)

Share in world total imports (%)

Breakdown in economy's total exports

Breakdown in economy's total imports

By main services item, % (2021)

By main services item, % (2021)



■ Transport: 2.4
■ Travel: 53.9
■ Other commercial services: 41.6
■ Goods-related services: 2.1



■ Transport: 22.6
■ Travel: 38.3
■ Other commercial services: 38.9
■ Goods-related services: 0.2

By main destination

By main origin

NO DATA AVAILABLE

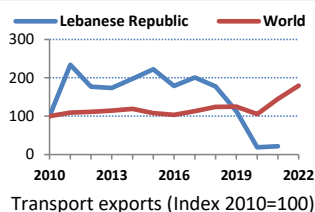
NO DATA AVAILABLE

FATS sales

Inward (million US\$)
Outward (million US\$)

	Value		Annual percentage change	
	2022	2010-2022	2021	2022
Inward (million US\$)	na	na	na	na
Outward (million US\$)	na	na	na	na

Transport



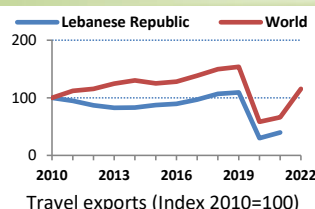
Million US\$

Exports	
Value	Share (%)
By sea (2021)	26.5
By air (2021)	32.6
By other (2021)	40.2

	Value		Annual percentage change	
	2021	2010-2021	2020	2021
Exports	142	-13	-83	16
Imports	1 073	-5	-50	15

Imports	
Value	Share (%)
By sea (2021)	72.6
By air (2021)	22.1
By other (2021)	5.2

Travel



Million US\$

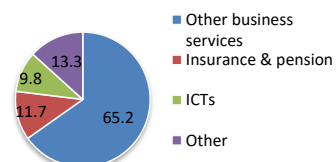
Exports	
Value	Share (%)
By sea (2021)	26.5
By air (2021)	32.6
By other (2021)	40.2

	Value		Annual percentage change	
	2021	2010-2021	2020	2021
Exports	3 135	-8	-73	33
Imports	1 816	-8	-74	9

Other Commercial Services and Goods-related Services

Exports of OCS by main item (2021)

Million US\$



Other commercial services

Exports	
Value	Share (%)
By sea (2021)	72.6
By air (2021)	22.1
By other (2021)	5.2

Goods-related services

Exports	
Value	Share (%)
By sea (2021)	72.6
By air (2021)	22.1
By other (2021)	5.2

INDUSTRIAL PROPERTY

Patent applications, 2015

Residents	Non-residents	Total
110	194	304

Trademark applications, 2015

Residents	Non-residents	Total
930	182	1 112

Industrial design applications, 2013

Residents	Non-residents	Total
na	na	108