

Poland


GDP (million current US\$, 2021)	674 127	Rank in world trade, 2021	<u>Exports</u>	<u>Imports</u>
GDP per capita (US\$, 2019-2021)	16 419	Merchandise	22	19
Current account balance (% GDP, 2021)	-0.9	excluding intra-EU trade	-	-
Trade per capita (US\$, 2019-2021)	9 043	Commercial services	20	26
Trade (% GDP, 2019-2021)	55.1	excluding intra-EU trade	-	-

MERCHANDISE TRADE

Million US\$	Value		Annual percentage change		
	2021	2010-2021	2020	2021	
Merchandise exports, f.o.b.	337 908	7	3	23	
Merchandise imports, c.i.f.	338 341	6	-1	29	
	<u>2021</u>			<u>2021</u>	
Share in world total exports (%)	1.51			Share in world total imports (%)	1.50

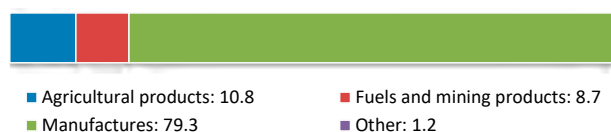
Breakdown in economy's total exports

By main commodity group, % (2020)




Breakdown in economy's total imports

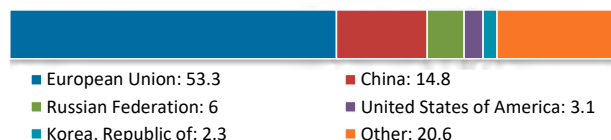
By main commodity group, % (2020)



By main destination, % (2021)



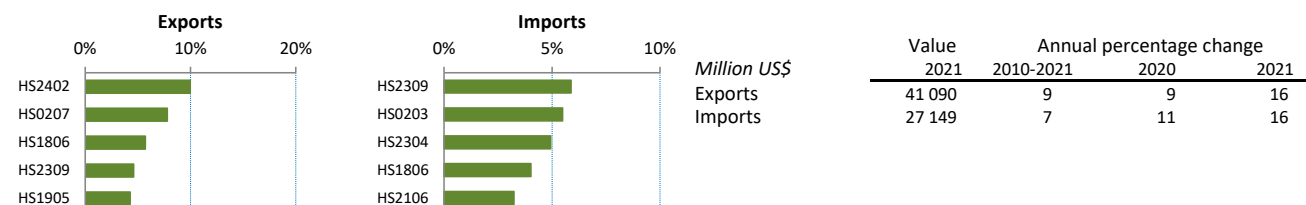
By main origin, % (2021)



Agricultural Products

Top exported products (Million US\$)		Value	Top imported products (Million US\$)		Value
		2021			2021
HS2402	Cigars, cheroots, cigarillos	4 098	HS2309	Preparations of a kind used in animal feeding	1 597
HS0207	Meat and edible offal of poultry	3 207	HS0203	Swine meat, fresh, chilled, frozen	1 492
HS1806	Chocolate and other cocoa food	2 345	HS2304	Solid residues from soya-bean oil	1 339
HS2309	Preparations of a kind used in animal feeding	1 893	HS1806	Chocolate and other cocoa food	1 093
HS1905	Bread, pastry, other bakers' wares	1 752	HS2106	Other food preparations	880

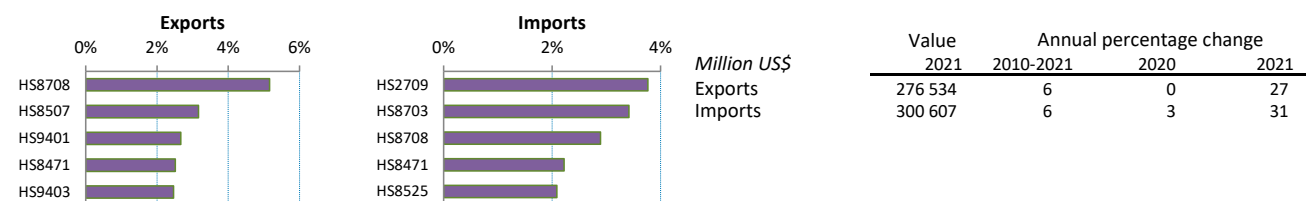
Share in economy's trade in agricultural products



Non-Agricultural Products

Top exported products (Million US\$)		Value	Top imported products (Million US\$)		Value
		2021			2021
HS8708	Parts for motor vehicles 8701-8075	14 269	HS2709	Petroleum oils, crude	11 328
HS8507	Electric accumulators	8 744	HS8703	Motor cars for transport of persons	10 270
HS9401	Seats and parts thereof	7 367	HS8708	Parts for motor vehicles 8701-8075	8 689
HS8471	Automatic data-processing machines	6 943	HS8471	Automatic data-processing machines	6 673
HS9403	Other furniture and parts thereof	6 818	HS8525	Radio-telephony transmission tools	6 274

Share in economy's trade in non-agricultural products

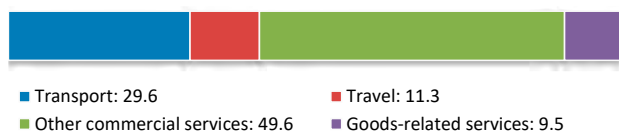


TRADE IN COMMERCIAL SERVICES

Million US\$	Value		Annual percentage change		
	2021	2010-2021	2020	2021	
Commercial services exports	80 568	8	-6	22	
Commercial services imports	49 205	5	-8	23	
	2021			2021	
Share in world total exports (%)	1.34			Share in world total imports (%)	0.89

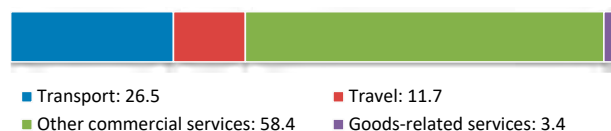
Breakdown in economy's total exports

By main services item, % (2021)



Breakdown in economy's total imports

By main services item, % (2021)



By main destination

NO DATA AVAILABLE

By main origin

NO DATA AVAILABLE

FATS sales	Value		Annual percentage change	
	2019	2010-2019	2018	2019
Inward (million US\$)	57 237	6	24	5
Outward (million US\$)	5 019	9	70	17

Transport



Million US\$

Exports

Imports

Exports

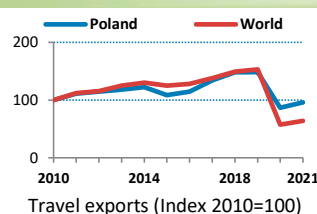
By sea (2021)

By air (2021)

By other (2021)

Value	Annual percentage change		Value	Share (%)
	2021	2010-2021		
Exports	23 839	10	-2	28
Imports	13 046	9	-4	50
Imports				
By sea (2021)	850	3.6	3 470	26.6
By air (2021)	1 539	6.5	1 499	11.5
By other (2021)	20 918	87.7	7 542	57.8

Travel



Million US\$

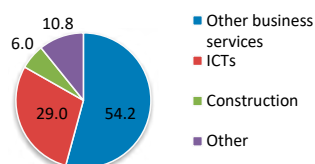
Exports

Imports

Value	Annual percentage change		Value	Share (%)
	2021	2010-2021		
Exports	9 100	0	-41	11
Imports	5 751	-3	-43	9

Other Commercial Services and Goods-related Services

Exports of OCS by main item (2021)



Million US\$

Other commercial services

Exports

Imports

Goods-related services

Exports

Imports

Value	Annual percentage change		Value	Share (%)
	2021	2010-2021		
Exports	40 002	10	7	22
Imports	28 745	6	5	17
Goods-related services				
Exports	7 627	11	-1	19
Imports	1 663	15	-10	15

INDUSTRIAL PROPERTY

Patent applications, 2020

Residents	Non-residents	Total
4 010	88	4 098

Trademark applications, 2020

Residents	Non-residents	Total
13 541	2 683	16 224

Industrial design applications, 2020

Residents	Non-residents	Total
988	72	1 060