

## Romania


GDP (million current US\$, 2020)	247 214	<b>Rank in world trade, 2020</b>	<u>Exports</u>	<u>Imports</u>
GDP per capita (US\$, 2018-2020)	12 675	Merchandise	40	36
Current account balance (% GDP, 2020)	-5.1	excluding intra-EU trade	-	-
Trade per capita (US\$, 2018-2020)	5 316	Commercial services	34	46
Trade (% GDP, 2018-2020)	41.9	excluding intra-EU trade	-	-

### MERCHANDISE TRADE

Million US\$	Value	Annual percentage change		
	2020	2010-2020	2019	2020
Merchandise exports, f.o.b.	70 721	4	-4	-8
Merchandise imports, c.i.f.	92 124	4	-1	-5
	<u>2020</u>			<u>2020</u>
Share in world total exports (%)	0.40	Share in world total imports (%)		0.52


#### Breakdown in economy's total exports

##### By main commodity group, % (2019)




#### Breakdown in economy's total imports

##### By main commodity group, % (2019)



#### By main destination, % (2020)



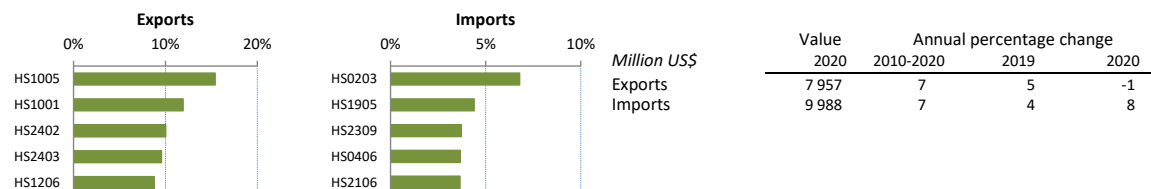
#### By main origin, % (2020)



### Agricultural Products

Top exported products (Million US\$)		Value	Top imported products (Million US\$)		Value
		2020			2020
HS1005	Maize (corn)	1 226	HS0203	Swine meat, fresh, chilled, frozen	678
HS1001	Wheat and meslin	949	HS1905	Bread, pastry, other bakers' wares	439
HS2402	Cigars, cheroots, cigarillos	799	HS2309	Preparations of a kind used in animal feeding	372
HS2403	Other manufactured tobacco	762	HS0406	Cheese and curd	366
HS1206	Sunflower seeds	699	HS2106	Other food preparations	365

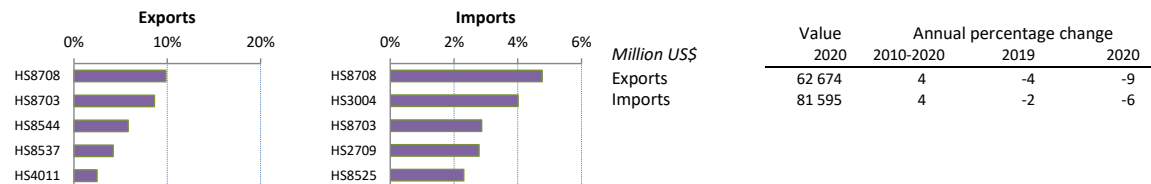
#### Share in economy's trade in agricultural products



### Non-Agricultural Products

Top exported products (Million US\$)		Value	Top imported products (Million US\$)		Value
		2020			2020
HS8708	Parts for motor vehicles 8701-8075	6 179	HS8708	Parts for motor vehicles 8701-8075	3 887
HS8703	Motor cars for transport of persons	5 411	HS3004	Medicaments in measured doses	3 274
HS8544	Insulated electric conductors	3 638	HS8703	Motor cars for transport of persons	2 340
HS8537	Boards, panels, consoles, desks	2 633	HS2709	Petroleum oils, crude	2 273
HS4011	New pneumatic tyres, of rubber	1 558	HS8525	Radio-telephony transmission tools	1 882

#### Share in economy's trade in non-agricultural products



## TRADE IN COMMERCIAL SERVICES

Million US\$	Value		Annual percentage change		
	2020	2010-2020	2019	2020	
Commercial services exports	27 064	10	8	-11	
Commercial services imports	16 275	7	13	-21	
	2020			2020	
Share in world total exports (%)	0.55			Share in world total imports (%)	0.35

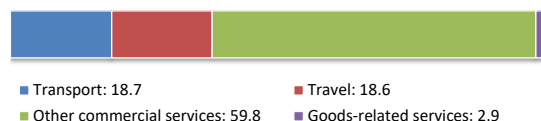
### Breakdown in economy's total exports

#### By main services item, % (2020)




### Breakdown in economy's total imports

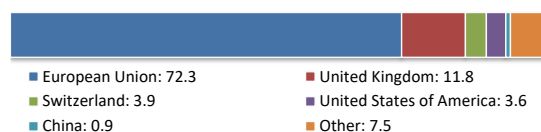
#### By main services item, % (2020)



#### By main destination, % (2020) a



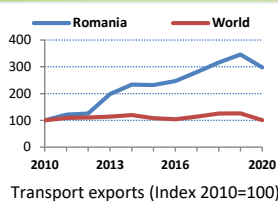
#### By main origin, % (2020) a



### FATS sales

	Value		Annual percentage change	
	2018	2010-2018	2017	2018
Inward (million US\$)	27 190	4	12	15
Outward (million US\$)	517	65	19	35

## Transport

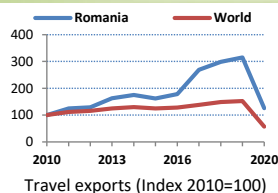


Million US\$

Exports  
By sea (2020)  
By air (2020)  
By other (2020)

Value	Annual percentage change		Value	Share (%)
	2020	2010-2020		
Exports	7 693	12	9	-14
Imports	3 046	7	17	-25
<b>Exports</b>				
By sea (2020)	245	3.2	294	9.7
By air (2020)	398	5.2	597	19.6
By other (2020)	6 900	89.7	2 018	66.3

## Travel



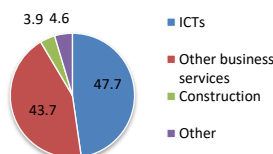
Million US\$

Exports  
Imports

Value	Annual percentage change		Value	Share (%)
	2020	2010-2020		
Exports	1 431	2	5	-60
Imports	3 026	6	12	-50

## Other Commercial Services and Goods-related Services

### Exports of OCS by main item (2020)



Million US\$	Value		Annual percentage change	
	2020	2010-2020	2019	2020
<b>Other commercial services</b>				
Exports	14 713	11	11	5
Imports	9 739	7	13	-2
<b>Goods-related services</b>				
Exports	3 227	7	-3	-15
Imports	465	11	-10	-12

## INDUSTRIAL PROPERTY

### Patent applications, 2019

Residents	Non-residents	Total
881	58	939

### Trademark applications, 2019

Residents	Non-residents	Total
8 586	2 327	10 913

### Industrial design applications, 2019

Residents	Non-residents	Total
190	104	294

a Total services instead of commercial services.