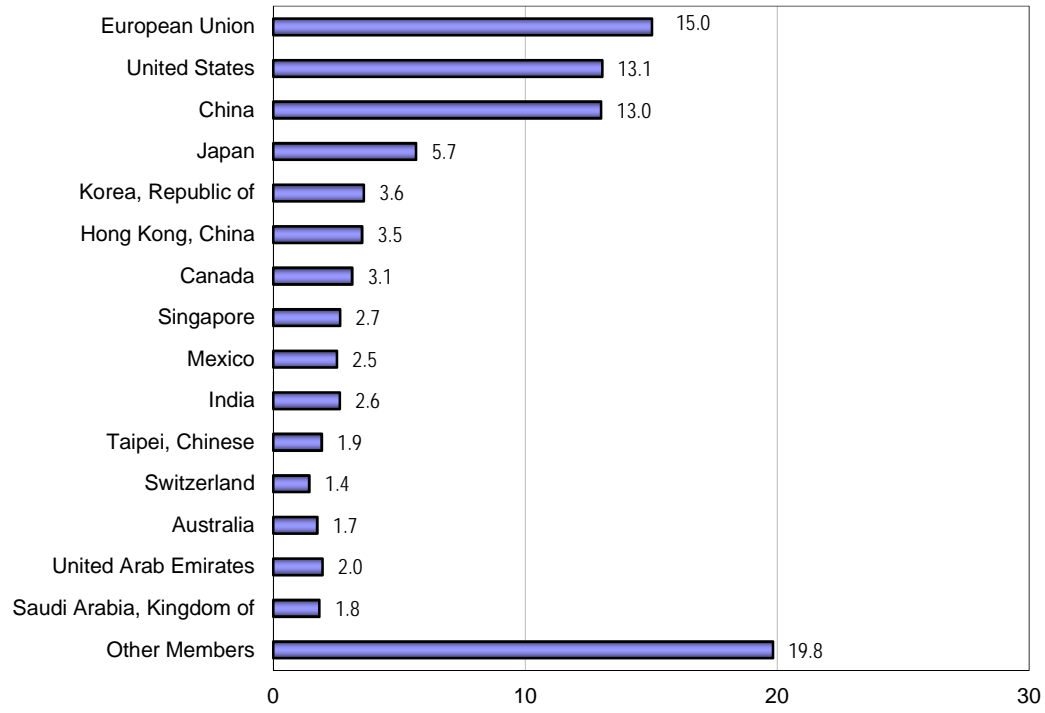


Chart 8

WTO Members share in world merchandise trade, excluding intra-EU(27), 2012

(Annual percentage change in value)



Graphique 8

Parts des Membres de l'OMC dans le commerce mondial des marchandises (non-compris le commerce intra-UE(27)), 2012

(Variation annuelle de la valeur en pourcentage)

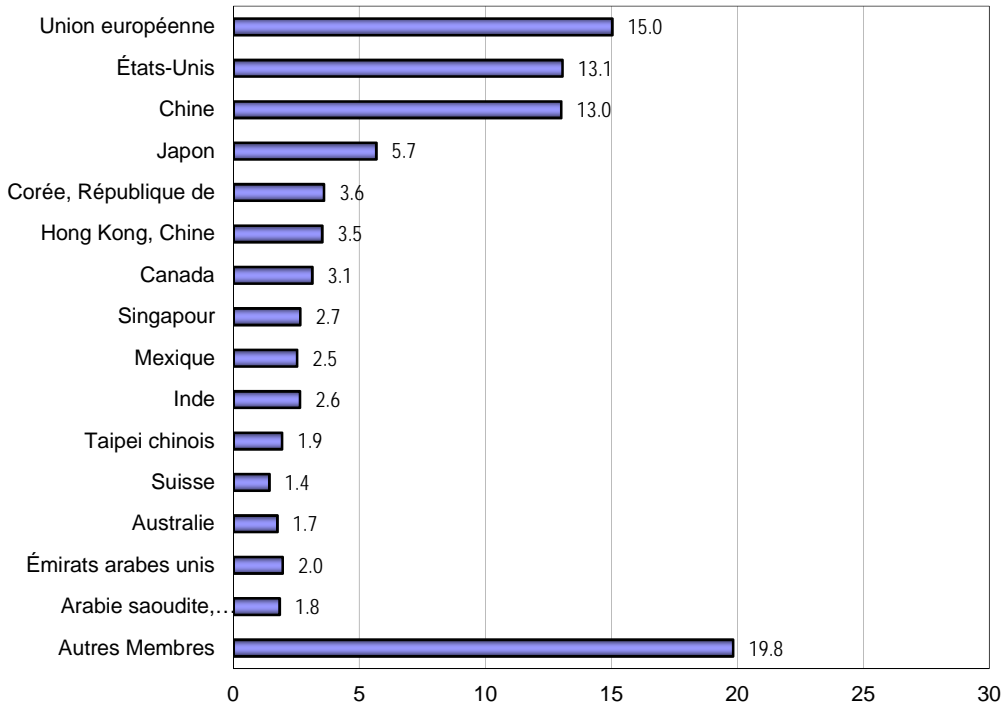


Gráfico 8

Parte correspondiente a los Miembros de la OMC en el comercio mundial de mercancías (excluido el comercio intra-UE(27)), 2012

(Variación porcentual anual en valor)

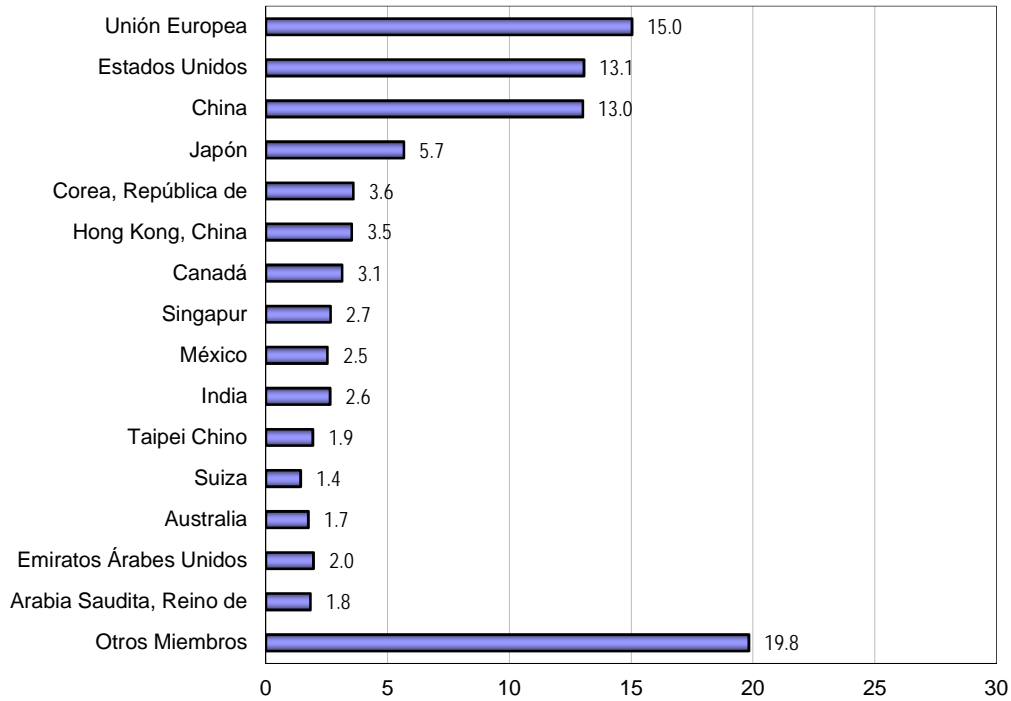


Chart 8

WTO Members share in world merchandise trade, excluding intra-EU(27), 2012

(Annual percentage change in value)

			Total Merchandise trade (X+M), excluding intra-EU	
			Share in World (%)	Value (Bn\$)
Other Members	Autres Membres	Otros Miembros	19.8	5894
Saudi Arabia, Kingdom of	Arabie saoudite, Royaume	Arabia Saudita, Reino de	1.8	544
United Arab Emirates	Émirats arabes unis	Emiratos Árabes Unidos	2.0	580
Australia	Australie	Australia	1.7	518
Switzerland	Suisse	Suiza	1.4	424
Taipei, Chinese	Taipei chinois	Taipei Chino	1.9	572
India	Inde	India	2.6	784
Mexico	Mexique	México	2.5	751
Singapore	Singapour	Singapur	2.7	788
Canada	Canada	Canadá	3.1	930
Hong Kong, China	Hong Kong, Chine	Hong Kong, China	3.5	1046
Korea, Republic of	Corée, République de	Corea, República de	3.6	1067
Japan	Japon	Japón	5.7	1684
China	Chine	China	13.0	3867
United States	États-Unis	Estados Unidos	13.1	3881
European Union	Union européenne	Unión Europea	15.0	4468
World	Monde	Mundo	100.0	29729
WTO Members excl EU intra	OMC, Pays membres	OMC, Países miembros	93.5	27798