



Workshop on Agriculture Notifications

WTO Tariff databases

Antonia Diakantoni

Alya Belkhodja

Geneva, September 2009

■ Two main tariff and trade databases

Integrated Data Base (IDB)

- WTO Members' annual notifications
- tariff and import information linked at the tariff line level, as of 1996



Consolidated Tariff Schedules (CTS)

- information in electronic and standardized form
- tariff and agricultural commitments of all WTO Members

Integrated Database (IDB)

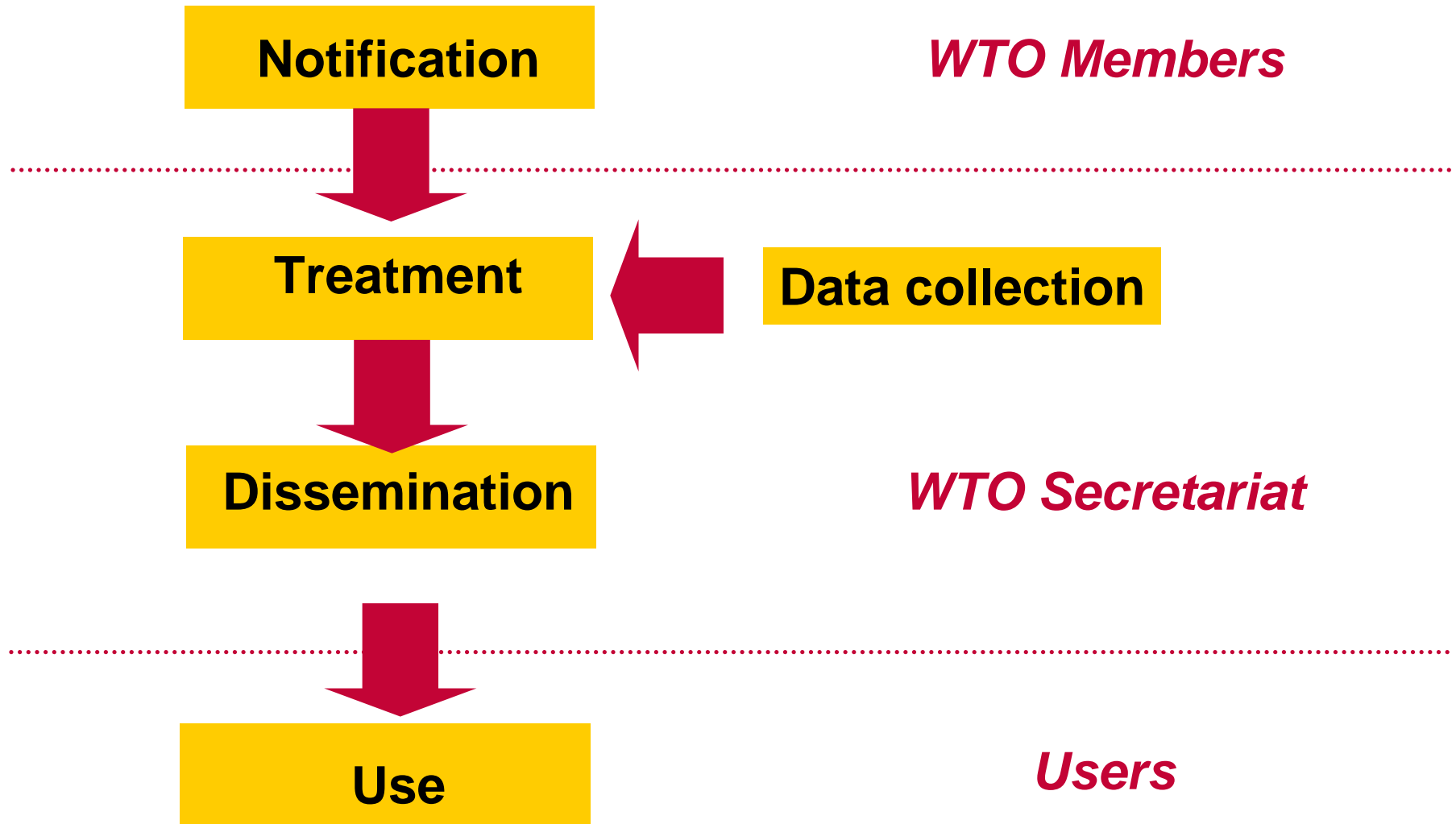
■ IDB origin

General Council Decision (16 July 1997)

- No fixed format
- Annual notification compulsory
- Deadlines for submissions:
 - ◆ tariffs 30 March (current year)
 - ◆ imports 30 September (previous year)
- Technical assistance available upon request



IDB: data flow



IDB: Contents

939 country periods
134 countries

Customs tariff	MFN applied duties as of 1996 MFN current bound duties
Imports	Values and volumes as of 1996 (by partner, national tariff line level)
Other information	Product descriptions, binding status Correlation tables
Optional information	Preferential duties (e.g. GSP, LDC, RTA, etc.) Ad Valorem Equivalents (AVE's) Tariff rate quotas (TRQs)

See *G/MA/IDB/W/6*

Integrated Database Consolidated Tariff Schedules Dissemination

■ IDB/CTS: dissemination policy

Information at the HS 6-digit level available to public freely

January 2010

Information at the tariff line level available to public freely:

- Approved tariff data excluding any AVEs provided by Members

See *G/MA/238*

IDB/CTS: dissemination policy

Restricted data

Authorized users:

- WTO members
- Acceding countries
- WTO secretariat and
- Intergovernmental organizations

Use: for internal use and in context of technical assistance or capacity building in relation to market access

Publication according to conditions

See G/MA/115 and Add. 6, Corr.1

■ IDB/CTS: dissemination

On-line

- **Tariff Download Facility (TDF)**

<http://tariffdata.wto.org>

Free access

- **Internet Analysis Facility (IAF)**

<http://iaf.wto.org>

Free access as of January 2010

- **File Transfer Facility (FTF)**

<https://sft.wto.org>

Restricted access

On DVD, CD

- **PAF: Portable version of IAF**

- **CD-ROM (2 releases of CTS CD-ROMs per year)**

Tariff Download Facility

<http://tariffdata.wto.org>


Free of charge

- ✓ **at HS 6-digits**
- ✓ **Bound duties**
- ✓ **MFN applied duties recent and historical**
- ✓ **Imports**



TDF: <http://tariffdata.wto.org>

Address <http://tariffdata.wto.org> Go Links »

WORLD TRADE ORGANIZATION  THE WTO | WTO NEWS | TRADE TOPICS | RESOURCES | DOCUMENTS | COMMUNITY/FORUMS

search on this site register contact us

français español

Tariff Download Facility [user guide](#)

Welcome to the Tariff Download Facility

[Next >](#)

This database contains comprehensive information on Most-Favoured-Nation (MFN) applied and bound tariffs at the standard Harmonized System (HS) subheading level for all WTO Members. This information is sourced from submissions made to the WTO Integrated Data Base (IDB) for MFN applied tariffs and imports and from the Consolidated Tariff Schedules (CTS) database for the bound duties of all WTO Members.

The information contained in this database complements the summary tariff statistics published in the [World Tariff Profiles](#). The Tariff Download Facility allows a more flexible selection of tariff data across reporters, years and products than the currently available method of downloading the relevant file(s) under the "[Goods schedules and tariff data](#)" section of each WTO Member's country information page and which is also referred to on the [Comprehensive tariff data](#) page.

Please note that more favourable tariff treatment than the MFN applied tariffs may be accorded due to Regional Trade Agreements (RTAs) or the granting of non-reciprocal preferences. The RTA Information System (<http://rtais.wto.org/?lang=1>) provides

TDF: <http://tariffdata.wto.org>

Select Tariffs

Next |

Reporters

Filter: 2007, bound tariffs included Select all Deselect

- Albania
- Angola
- Antigua and Barbuda
- Argentina
- Armenia
- Australia
- Bahrain
- Bangladesh
- Barbados
- Belize
- Benin

Albania	2007, bound tariffs
Angola	bound tariffs

Products

HS02 All Find Clear Select all

- 01 - Live animals
- 02 - Meat and edible meat offal
 - 0201 - Meat of bovine animals, fresh or chilled.
 - 020110 - - Carcasses and half-carcasses
 - 020120 - - Other cuts with bone in
 - 020130 - - Boneless
 - 0202 - Meat of bovine animals, frozen.

selection

- ✓ Multi-countries
- ✓ Multi-years
- ✓ Multi-products



TDF: <http://tariffdata.wto.org>

Back ◀

Download Tariffs

162 applied tariffs; 375 bound tariffs



Excel



XML



CSV

To start the download click on the desired format above.



TDF: <http://tariffdata.wto.org>

✓ Applied duties

	A	B	C	D	E	F	G	H	I	J	K	L		
1	Source: Integrated Database (IDB) notifications.													
2	Reporter	Year	Original Nomenclature		MFN Applied Tariff								List of Distinct Non-AV Duties	E
3			Nomenclature	HS subhdg	Number of TL	Number of AV duties	Average of AV Duties	Minimum AV Duty	Maximum AV Duty	Duty Free TL (%)	Number of Non-AV Duty			
4	(1)	(2)	(3)	(4)	(5)	(6)	(7)	(8)	(9)	(10)	(11)	(12)		
30	Colombia	2007	HS07	020110	1	1	80.0	80	80	0.0	0			
31	Colombia	2007	HS07	020120	1	1	80.0	80	80	0.0	0			
32	Colombia	2007	HS07	020130	2	2	80.0	80	80	0.0	0			
33	Costa Rica	2007	HS07	020110	4	4	15.0	15	15	0.0	0			
34	Costa Rica	2007	HS07	020120	4	4	15.0	15	15	0.0	0			
35	Costa Rica	2007	HS07	020130	4	4	15.0	15	15	0.0	0			
36	Croatia	2007	HS07	020110	4	0				0.0	4	[8 + 102,0 € / 100 kg] [8 + 103,0 € / 100 kg Max 32]		
37	Croatia	2007	HS07	020120	16	0				0.0	16	[8 + 70,0 € / 100 kg Max 35] [8 + 102,0 € / 100 kg] [8		
38	Croatia	2007	HS07	020130	2	2	29.0	28	30	0.0	0			
39	Cuba	2007	HS07	020110	1	1	10.0	10	10	0.0	0			
40	Cuba	2007	HS07	020120	1	1	10.0	10	10	0.0	0			
41	Cuba	2007	HS07	020130	1	1	10.0	10	10	0.0	0			
42	Ecuador	2007	HS02	020110	1	1	20.0	20	20	0.0	0			
43	Ecuador	2007	HS02	020120	1	1	20.0	20	20	0.0	0			
44	Ecuador	2007	HS02	020130	1	1	20.0	20	20	0.0	0			
45	Egypt	2007	HS07	020110	1	1	0.0	0	0	100.0	0			

TDF: <http://tariffdata.wto.org>

✓ Imports

Source: Integrated Database (IDB) notifications.						
Reporter	Year	Imports from World			HS subheading 6-digit description	
		Exchange Rate NC/US\$	Value 000 US\$	List of Distinct Unit Values		
(1)	(2)	(13)	(14)	(15)	(16)	
Albania	2007	90.43	6.79	[\$ 13.0 per Kilogram]	Carcases or half-carcases of bovine animals, fresh or chilled	
Albania	2007	90.43	177.92	[\$ 1.5 per Kilogram]	Fresh or chilled bovine cuts, with bone in (excl. carcasses and 1/2 carcasses)	
Albania	2007	90.43	3.11	[\$ 1.4 per Kilogram]	Fresh or chilled bovine meat, boneless	
Armenia	2007	342.08			Carcases or half-carcases of bovine animals, fresh or chilled	
Armenia	2007	342.08			Fresh or chilled bovine cuts, with bone in (excl. carcasses and 1/2 carcasses)	
Armenia	2007	342.08			Fresh or chilled bovine meat, boneless	
Australia	2007	1.20			Carcases or half-carcases of bovine animals, fresh or chilled	
Australia	2007	1.20			Fresh or chilled bovine cuts, with bone in (excl. carcasses and 1/2 carcasses)	
Australia	2007	1.20	4474.63	[\$ 5.3 per Kilogram]	Fresh or chilled bovine meat, boneless	
Bahrain	2007	0.38			Carcases or half-carcases of bovine animals, fresh or chilled	
Bahrain	2007	0.38			Fresh or chilled bovine cuts, with bone in (excl. carcasses and 1/2 carcasses)	
Bahrain	2007	0.38			Fresh or chilled bovine meat, boneless	
Barbados	2007	2.00			Carcases or half-carcases of bovine animals, fresh or chilled	
Barbados	2007	2.00			Fresh or chilled bovine cuts, with bone in (excl. carcasses and 1/2 carcasses)	
Barbados	2007	2.00			Fresh or chilled bovine meat, boneless	
Brunei Darussalam	2007	1.51			Carcases or half-carcases of bovine animals, fresh or chilled	



TDF: <http://tariffdata.wto.org>

✓ Bound duties

1 Source: Consolidated Tariff Schedules database (CTS).


2	Original Nomenclature			Bound Data												
3	Reporter	Nomenclature	HS subhdg	Binding Status (B/U)	Number of TL	Number of AV duties	Average of AV Duties	Minimum AV Duty	Maximum AV Duty	Duty Free TL (%)	Number of Non-AV Duty	List of Distinct Non-AV	No. of TL with SSG	No. of TL with dutiable ODC	Average of ODC AV Duties	Number of ODC AV Duties
4	(1)	(2)	(3)	(4)	(5)	(6)	(7)	(8)	(9)	(10)	(11)	(12)	(13)	(14)	(15)	(16)
5	Albania	HS96	020110	B	1	1	10.0	10	10	0.0	0		0	0	0.0	
6	Albania	HS96	020120	B	4	4	10.0	10	10	0.0	0		0	0	0.0	
7	Albania	HS96	020130	B	1	1	10.0	10	10	0.0	0		0	0	0.0	
8	Angola	HS96	020110	B	1	1	55.0	55	55	0.0	0		0	1	0.1	
9	Angola	HS96	020120	B	1	1	55.0	55	55	0.0	0		0	1	0.1	
10	Angola	HS96	020130	B	1	1	55.0	55	55	0.0	0		0	1	0.1	
11	Antigua and Barbuda	HS96	020110	B	1	1	100.0	100	100	0.0	0		0	0	0.0	
12	Antigua and Barbuda	HS96	020120	B	2	2	100.0	100	100	0.0	0		0	0	0.0	
13	Antigua and Barbuda	HS96	020130	B	4	4	100.0	100	100	0.0	0		0	0	0.0	
14	Argentina	HS96	020110	B	1	1	35.0	35	35	0.0	0		0	1	3.0	
15	Argentina	HS96	020120	B	3	3	35.0	35	35	0.0	0		0	3	3.0	
16	Argentina	HS96	020130	B	1	1	35.0	35	35	0.0	0		0	1	3.0	
17	Armenia	HS96	020110	B	1	1	15.0	15	15	0.0	0		0	0	0.0	
18	Armenia	HS96	020120	B	1	1	15.0	15	15	0.0	0		0	0	0.0	
19	Armenia	HS96	020130	B	1	1	15.0	15	15	0.0	0		0	0	0.0	
20	Australia	HS96	020110	B	1	1	0.0	0	0	100.0	0		0	0	0.0	
21	Australia	HS96	020120	B	1	1	0.0	0	0	100.0	0		0	0	0.0	


Applied Bound

Internet Analysis Facility (IAF)

<http://iaf.wto.org>

<http://members.wto.org>

Address  <http://iaf.wto.org/welcome.aspx?ReturnUrl=%2fDefault.aspx&ui=1> Go Links »



WORLD TRADE ORGANIZATION
ORGANIZACION MUNDIAL DEL COMERCIO
ORGANISATION MONDIALE DU COMMERCE

español : français

IDB-CTS ~ Internet Analysis Facility

17:34:50 September 17, 200

Welcome to the IDB-CTS Internet Analysis Facility (IAF). The IAF allows you to access the IDB and CTS on-line, select markets and products and compile reports for browsing on-line.

The dissemination policy of the IDB and CTS databases (G/MA/115) is administered and defined by the WTO Committee on Market Access. In summary, the information contained in the IDB and CTS database is confidential and its distribution is restricted to authorized users (G/MA/115/Add.6). Authorized users can use all the information freely for internal purposes and may publish IDB and CTS information or analyses derived from these databases under conditions (see paragraphs 6-8 of G/MA/115).

Please send your comments and suggestions via e-mail to idb@wto.org.

Please enter your user-id and password

Note: User-ids and passwords are the same as those used for the IDB Internet File Transfer Facility. Passwords are issued to Heads of Delegations to the WTO. Please contact your delegation directly to obtain a password if you do not have one.

User ID

Password

Keep me logged in today unless I log out.
(please uncheck if using a shared computer)

IAF: <http://iaf.wto.org>

IDB reports

Tariff Lines - This report presents detailed information on duties and imports by tariff line. In conjunction with optional selection criteria on duties and imports it can be used to identify tariff lines having high or low duties, or to analyze bilateral trade flows between an import market and one exporter.

Tariff Averages - This analysis shows two types of tariff averages: - a simple tariff average taking into account the duties of all tariff lines included in the product group: (Simple average = Sum of Duties / Number of lines) - a weighted tariff average taking into account the duties and value of imports of all tariff lines included in the product group: (Weighted average = (Sum of (duty*import value)) / Sum of import values) and other statistical indicators.

Tariff And Trade Profiles - Tariff and trade profiles illustrate, for a given group of products, the dispersion of customs duties by showing the number of tariff lines and the corresponding value of imports by ranges of customs duties, both for the individual duty ranges and cumulatively. The duty ranges can be one of the standard ranges (summary or detail) or user defined.

Principal Suppliers - This report presents information on import values, quantities and unit values for all suppliers within the selected import aggregate in the order of descending value of imports. The number of tariff lines for which imports are recorded for each partner is also shown. If the quantity units for the product group are all the same, the unit value is also calculated.

Principal Products - This report shows products at the HS Chapter, HS Heading and HS Subheading levels by importance of trade (import values), for the selection criteria. Detailed tariff line information for the most important tariff lines are also presented. To determine the most important products for a particular trading partner, select that trading partner in the Trade Selection before compiling the report.

Status Of Bindings - This report shows for the product group, the number of tariff lines, the number of import aggregates, the selected duty type and import aggregate according to the level of binding. It also shows the number of tariff lines recorded in the binding code and binding coverage code, which are attached to the product group.

Duties Comparison - This report compares two types of duties that can be applied to a product group.

7 IDB reports

- ✓ One country, year
- ✓ Many products



IAF: selection country, year

🔍 IDB | Japan - 2008 | HS 2007 | [CLASSIFICATION NOT SELECTED] | [NO PRODUCTS SELECTED] Another Query
Edit Query

Query name:

Query description:

Reporter Year (required) Selected Products (required) Duty Criteria Trade Parameters

Reporting country	Year	Imports	Bound Duties	Nomenclature
<input type="radio"/> Hungary	<input checked="" type="radio"/> 2008	No ✓	No	Harmonized System 2007
<input type="radio"/> Iceland	<input type="radio"/> 2007 Rev.1	Yes	No	Harmonized System 2007
<input type="radio"/> India	<input type="radio"/> 2006 Rev.1	Yes	No	Harmonized System 2002
<input type="radio"/> Indonesia	<input type="radio"/> 2005 Rev.3	Yes	No	Harmonized System 2002
<input type="radio"/> Iran, Islamic Republic of	<input type="radio"/> 2004 Rev.3	Yes	No	Harmonized System 2002
<input type="radio"/> Israel	<input type="radio"/> 2003 Rev.2	Yes	No	Harmonized System 2002
<input type="radio"/> Jamaica	<input type="radio"/> 2002 Rev.3	Yes	No	Harmonized System 2002
<input checked="" type="radio"/> Japan ✓	<input type="radio"/> 2001 Rev.3	Yes	No	Harmonized System 1996

Note: The term "country" in this application does not imply an expression of opinion by the WTO Secretariat concerning the status of any country, territory or area or the delimitation of its frontiers, or the rights and obligations of any WTO Member in respect of WTO agreements. The Separate Customs Territory of Taiwan, Penghu, Kinmen and Matsu is referred to in this application as "Taipei, Chinese".

IAF: selection products (1)

IDB | Japan - 2008 | HS 2007 | All HS

Another Query
Edit Query

Query name:

Query description:

Reporter Year (required)

Selected Products (required)

Duty Criteria

Trade Parameters

Product Group

Base Nomenclature: **Harmonized System 2007**

Classification: **Harmonized System**

Group Name:

Description:

Products

Hide tree

Find

Clear

Check all

Uncheck all

Total - All products

01 - LIVE ANIMALS

02 - MEAT AND EDIBLE MEAT OFFAL

03 - FISH AND CRUSTACEANS, MOLLUSCS AND OTHER AQUATIC INVERTEBRATES

04 - DAIRY PRODUCE; BIRDS' EGGS; NATURAL HONEY; EDIBLE PRODUCTS OF ANIMAL ORIGIN, NOT ELSEWHERE SPECIFIED OR INCLUDED

05 - PRODUCTS OF ANIMAL ORIGIN, NOT ELSEWHERE SPECIFIED OR INCLUDED

06 - LIVE TREES AND OTHER PLANTS; BULBS, ROOTS AND THE LIKE; CUT FLOWERS AND ORNAMENTAL FOLIAGE

07 - EDIBLE VEGETABLES AND CERTAIN ROOTS AND TUBERS

08 - EDIBLE FRUIT AND NUTS; PEEL OF CITRUS FRUIT OR MELONS

09 - COFFEE, TEA, MATE AND SPICES

10 - CEREALS

Selected Products

Add products

Remove all


Remove checked

Code Description

04 DAIRY PRODUCE; BIRDS' EGGS; NATURAL HONEY; EDIBLE PRODUCTS OF ANIMAL ORIGIN, NOT ELSEWHERE SPECIFIED OR INCLUDED



IAF: selection products (2)

 IDB | European Communities - 2008 | HS 2007 | WTO AG | [NO PRODUCTS SELECTED]

[Another Query](#)
[Edit Query](#)

Query name:
 Query description:

Reporter Year (required) | **Selected Products (required)** | **Duty Criteria** | **Trade Parameters**

Product Group
 Base Nomenclature: **Harmonized System 2007** Classification: HS - WTO Agricultural Products Definition
 Group Name: Description:

Products Hide tree

- 0811 - Fruit and nuts, uncooked or cooked by steaming or boiling in water, frozen, whether or not containing added sugar or other sweetening matter.
- 12 - OIL SEEDS AND OLEAGINOUS FRUITS; MISCELLANEOUS GRAINS, SEEDS AND FRUIT; INDUSTRIAL OR MEDICINAL PLANTS; STRAW AND FODDER
 - 1209 - Seeds, fruit and spores, of a kind used for sowing.
 - 120910 - - Sugar beet seed
 - 1212 - Locust beans, seaweeds and other algae, sugar beet and sugar cane, fresh, chilled, frozen or dried, whether or not ground; fruit stones and kernels and other vegetable products (including unroasted chicory roots of the variety *Cichorium intybus sativum*) of a kind used primarily for human consumption, not elsewhere specified or included.
 - 121291 - -- Sugar beet
 - 17 - SUGARS AND SUGAR CONFECTIONERY
 - 1701 - Cane or beet sugar and chemically pure sucrose, in solid form.
 - 170111 - Raw sugar not containing added flavouring or colouring matter

IAF: other criteria

ORGANISATION MONDIALE DU COMMERCE / WORLD TRADE ORGANIZATION
 IDB-CTS ~ Internet Analysis Facility
 09:57:18 September 18, 2008

IDB | Japan - 2008 | HS 2007 | [CLASSIFICATION NOT SELECTED] | [NO PRODUCTS SELECTED] Another Query
Edit Query

Query name:
 Query description:

Reporter Year (required) Selected Products (required) **Duty Criteria** Trade Parameters

Click on the box next to **Code** to toggle the selection of all items.

Bindings

<input type="checkbox"/> Code	Bindings
<input type="checkbox"/> B	Bound
<input type="checkbox"/> C	Bound at ceiling duty rate
<input type="checkbox"/> U	Unbound duty

Duty Natures

<input type="checkbox"/> Code	Name
<input type="checkbox"/> A	Ad valorem duty
<input type="checkbox"/> C	Compound duty
<input type="checkbox"/> M	Mixed duty
<input type="checkbox"/> N	Not applicable/not available
<input type="checkbox"/> O	Other duty
<input type="checkbox"/> S	Specific duty

Duties - select a duty and opti

Duties only: tariff lines having the range: tariff lines for which the du


<input type="checkbox"/> Code	Duty Types			
<input type="checkbox"/> 01	Current Bound Duty rat			
<input type="checkbox"/> 02	MFN applied duty includ amount collected by the Government of Japan c agents			
<input type="checkbox"/> 03	MFN effectively applied			
<input type="checkbox"/> 40	Generalized System of Preferences (GSP) scheme			
<input type="checkbox"/> 50	Least Developed Countries (LDC) duties			
<input type="checkbox"/> 80	General duty			

Info

Afghanistan; Angola; Bangladesh; Benin; Bhutan; Burkina Faso; Burundi; Cambodia; Central African Republic; Chad; Comoros; Democratic Republic of the Congo; Djibouti; Equatorial Guinea; Eritrea; Ethiopia; Gambia; Guinea; Guinea Bissau; Haiti; Kiribati; Lao People's Democratic Republic; Lesotho; Liberia; Madagascar; Malawi; Maldives; Mali; Mauritania; Mozambique; Myanmar; Nepal; Niger; Rwanda; Samoa; Sao Tome and Principe; Senegal; Sierra Leone; Solomon Islands; Somalia; Sudan; Tanzania; Timor-Leste; Togo; Tuvalu; Uganda; Vanuatu; Yemen; Zambia;

IAF: Tariff averages (1)

IDB | Japan - 2008 | HS 2007 | All HS

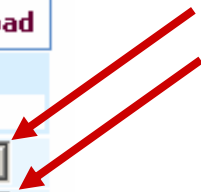


Another Query
Edit Query

Tariff Averages

Trade Weight | Export | Download

Query name		
Query description		
Product	Aggregation of products	
Duty type	03 - MFN effectively applied duty	
Duties: (Tariff line)	01 - Current Bound Duty rates 02 - MFN applied duty including an amount collected by the Government of Japan or its agents 03 - MFN effectively applied duty	
Number of lines	40 - Generalized System of Preferences (GSP) scheme	46
Simple averages	50 - Least Developed Countries (LDC) duties	
Standard deviation	80 - General duty	
Duty range (min - max)		1.5 - 40
Duties: (HS sub-heading averaging method)	All sub-headings excl. NA	NA sub-headings
Number of sub-headings	25	2
Simple averages	24.16	
Standard deviation	8.11	
Sub-headings duty range (min - max)		5.25 - 40



Note that imports and weighted averages are computed by tariff line and not by HS sub-headings.

Values in of US\$. Number of

Imports:	Number of lines	All items excl. NA	Dutiable items	Duty-free

✓ Japan, 2008
✓ Dairy products

Note that weighted averages are calculated according to the selected duty type.

Weighted averages:	All items excl. NA	Dutiable items	Estimated duty collection

[Click here for more information.](#)

IAF: Tariff averages (2)

IBD | Japan - 2008 | HS 2007 | All HS

Another Query
Edit Query

Tariff Averages

Trade Weight |  Export |  Download

Query name

Query description

Product

Aggregation of products

Duty type

03 - MFN effectively applied duty

Duties: (Tariff line averaging method)	All items excl. NA	Dutiable items	Duty-free	NA items
Number of lines	98	86	12	46
Simple averages	23.81	27.14		
Standard deviation	11.45	7.7		
Duty range (min - max)		1.5 - 40		
Duties: (HS sub-heading averaging method)	All sub-headings excl. NA	Dutiable sub-headings	Duty-free	NA sub-headings
Number of sub-headings	25	25	0	2
Simple averages	24.16	24.16		
Standard deviation	8.11	8.11		
Sub-headings duty range (min - max)		5.25 - 40		

Note that imports and weighted averages are computed by tariff line and not by HS sub-heading.

Values in <input type="text" value="thousands"/> of			
Imports:	Number of lines	All items excl. NA	Dutiable items

✓ Japan, 2008
✓ Dairy products

Note that weighted averages are calculated according to the selected duty type.

Weighted averages:	All items excl. NA	Dutiable items	Estimated duty collection

[Click here for more information.](#)

IAF: Tariff and trade profiles

IDB | Mauritius - 2007 | HS 2007 | All HS

Another Query
Edit Query

Tariff and Trade Profiles

Export | Download | View Graph

Query name

Query description

Product

Aggregation of products

Duty type

31 - Preferential duty rates for the Common Market for Eastern and Southern Africa (COMESA II)

Aggregate

All Origins

View Type

Summary Detailed User defined

Values in thousands of US\$. Number of decimals: Zero

Duty range	No. of lines	% Lines	Cum. no. of lines	Cum. % lines	Imports	% Imports	Cum. imports	Cum. % imports
All Items (Excl. N.A.)	47	100	47	100	4,857	100	4,857	100
Duty Free	27	57	27	57	4,088	84	4,088	84
Less Than 0.1%	0	-	27	57	-	-	4,088	84
0.1 - 5%	20	43	47	100	769	16	4,857	100
5.1 - 10%	0	-						
10.1 - 15%	0	-						
15.1 - 20%	0	-						
20.1 - 25%	0	-						
25.1 - 30%	0	-						
30.1 - 35%	0	-						
Over 35%	0	-						
N.A.	0	-						

- ✓ Mauritius, 2007
- ✓ Coffee, tea, spices
- ✓ COMESA II

% Lines and % imports for N.A. are calculated as follows: Total = [All items (excl. N.A.)] + N

IAF: Principal suppliers

IDB | European Communities - 2007 | HS 2007 | WTO AG



✓ EC, 2007

✓ sugar

Principal Suppliers

Query name

Query description

Product: Aggregation of products

Aggregate: All Origins

Partner: All partners

Display: Top 10 Suppliers Apply Values in: thousands of US\$. Number of decimals: Zero

Imports from selected aggregate / partner

Partners	No of lines	Rank	Share	Cumulative share	Values in (thousands of US\$)
All Origins	46		100.00		2,584,985
Mauritius	9	1	12.41	12.41	320,827
Croatia	21	2	7.43	19.84	191,996
Brazil	22	3	7.40	27.23	191,194
Serbia	15	4	6.33	33.56	163,509
Guyana	3	5	5.47	39.03	141,289
India	24	6	5.12	44.15	132,463
Fiji	1	7	4.58	48.73	118,323
Jamaica	3	8	3.85	52.58	99,579
Swaziland	6	9	3.67	56.25	94,913
Turkey	27	10	3.58	59.84	92,643

[top](#)

IAF: Principal products

Principal Products

Query name
 Query description

Product: Aggregation of products

Partner: **ALL ORIGINS**

Show top products with top suppliers. Enter 0 for all products/suppliers

Detail Level: HS Chapter

Values in of US\$. Number of decimals:

Click on the product (in the table below) to view detailed tariff line information.

✓ USA, 2007

✓ Ag. products

Product rank	Import value (millions of US\$)		Partner rank	Share	Suppliers	No. of lines	Import value (millions of US\$)
	All origins	Partner					
1	22 BEVERAGES, SPIRITS AND VINEGAR					72	
	16,376	16,376	1	61.35	European Communities	60	10,047
			2	15.34	Mexico	32	2,513
			3	4.85	Australia	24	795
2	08 EDIBLE FRUIT AND NUTS; PEEL OF CITRUS FRUIT OR MELONS					116	
	7,135	7,135	1	26.60	Mexico	71	1,898
			2	17.57	Chile	49	1,254
			3	10.23	Costa Rica	30	730
3	20 PREPARATIONS OF VEGETABLES, FRUIT, NUTS OR OTHER PARTS OF PLANTS					181	
	5,282	5,282	1	18.17	China	121	960
			2	17.30	Canada	113	914



IAF: Tariff lines

IDB | United States - 2007 | HS 2007 | WTO AG | ALL PRODUCTS Another Query
Edit Query

Tariff Lines Export | Download | View Graph

Query name
Query description

Product: 22 - BEVERAGES, SPIRITS AND VINEGAR

Tariff line: 22011000 Mineral waters and aerated waters, not containing added sugar or other sweetening matter nor fla (73)

Tariff line description with hierarchy

22	BEVERAGES, SPIRITS AND VINEGAR
2201	Waters, including natural or artificial mineral waters and aerated waters, not containing added sugar or other sweetening matter nor flavoured; ice and snow.
220110	- Mineral waters and aerated waters
22011000	Mineral waters and aerated waters, not containing added sugar or other sweetening matter nor flavored

Duty type	Description	Rate	Specific duty	Nature
02	MFN applied duty rates	0.40	0.26 cents/liter	Specific duty
10	Free-trade area duty rates for Canada under the NAFTA	0.00	-	Ad valorem duty
11	Free-trade area duty rates for Mexico under the NAFTA	0.00	-	Ad valorem duty
12	Free-trade agreement duty rate for Israel	0.00	-	Ad valorem duty
13	Free-trade agreement duty rate for Bahrain	0.00	-	Ad valorem duty
15	Free-trade agreement duty rate for Jordan	0.00	-	Ad valorem duty
16	Free-trade agreement duty rate for Singapore	0.00	-	Ad valorem duty
17	Free-trade agreement duty rate for Chile	0.00	-	Ad valorem duty
18	Free-trade agreement duty rate for Australia	0.00	-	Ad valorem duty
19	Free-trade agreement duty rate for Morocco	0.00	-	Ad valorem duty
1A	Free Trade Area duty rate for Dominican Rep. and Central America (DR-CAFTA)	0.00	-	Ad valorem duty
30	Preferential duty rate for the Caribbean Basin Economic Recovery Act (CBERA)	0.00	-	Ad valorem
31	Preferential duty rate for the Caribbean Basin Trade Partnership Act (CBTPA)	0.00	-	Ad valorem
32	Preferential duty rate under the Andean Trade Preference Act (ATPA)	0.00	-	Ad valorem
34	Preferential duty rate under the Andean Trade Promotion and Drug Eradication Act (ATPDEA)	0.00	-	Ad valorem
40	Generalized System of Preferences (GSP) scheme	0.00	-	Ad valorem
80	General duty	-	2.6 cents/liter	Specific duty

Values in thousands of US\$. Number of decimals: Zero

Imports from individual partners			Quantity unit Litre		
Partner	Rank	Share	Value (thousands US\$)	Quantity	Unit value (calculated)
ALL ORIGINS	-	100.00	332,989	683,498,348	0.487
European Communities	1	60.47	201,352	375,169,370	0.537
Fiji	2	17.04	56,742	167,198,374	0.339
Norway	3	8.99	29,924	16,839,439	1.777

✓ USA, 2007
✓ Ag. products

Consolidated Tariff Schedules database (CTS)

Schedule of Commitments


GATT Article II

*“a. Each contracting party shall accord to the commerce of the other contracting parties treatment no less favourable than that provided for in the appropriate part of the appropriate **Schedule** annexed to this agreement.”*

The schedule lists all the commitments taken by a country **not to raise the applied duty** (or any other concession) to other WTO Members **above** a determined (**negotiated**) level, the **bound duty**.

Schedule of Commitments

	MFN Tariff	Part I
	Agricultural Products (AoA)	Section I
	Duties	IA
	Tariff Rate Quota	IB
	Other Products	Section II
CTS	Preferential Rates	Part II
	Non-tariff Concessions	Part III
CTS	Agriculture / subsidies	Part IV
	Domestic Support Total AMS Commitment	Section I
	Export subsidies: Budgetary outlay and quantity reduc.	Section I
	Export subsidies: Scope of export subsidies	Section II



■ CTS in brief

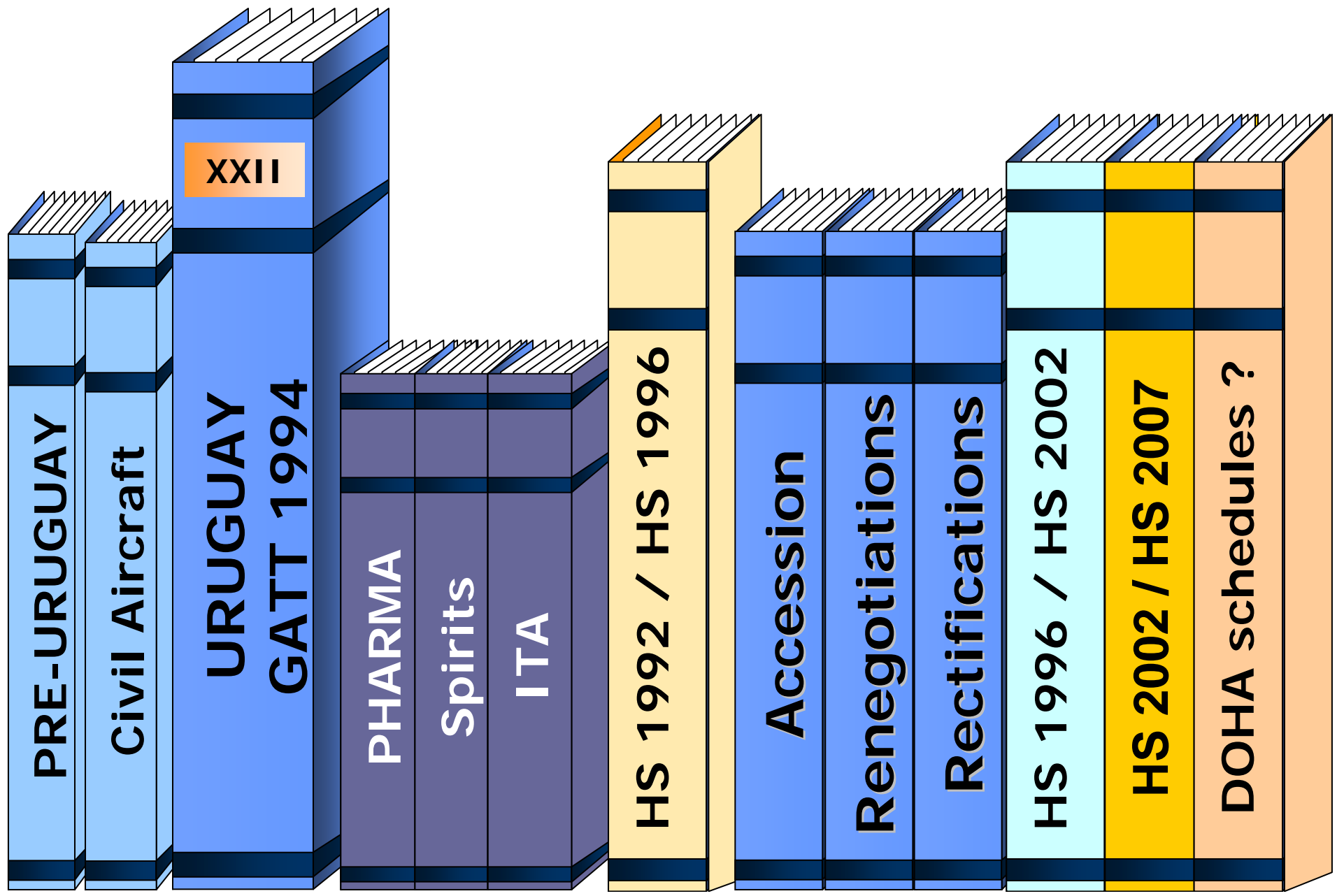
What is the **CONSOLIDATED** Tariff Schedule?

- **ONE** listing;
- **ALL** the tariff concessions of a Member;
- All the **UPDATES** with respect to tariff concessions;
- In the **LATEST** nomenclature adopted by the Member.

Legal Status

- The CTS database is a **working tool** only and has **no legal status**
- Nevertheless, CTS electronic files are subject to **MEMBERS' APPROVAL**; each consolidated file was reviewed by the relevant Member before inclusion into the database.

CTS: The sources of information



CTS: Tariff commitments

Included in the Concession table

TL	Ex	Description	Cer	Source	Base	Bound	ODC	SSG	Present Instru	INR	First Instrume	From	To
0305		Fish, dried, salted or in brine; smoked fish, whether or not cooked before or											
03054		- Smoked fish, including fillets :											
030542000		-- Herrings (Clupea harengus, Clupea pallasii)		Pre-UR		25		CCS4/79					
030549000		-- Other		Pre-UR		25		CCS4/79				1979	1979
03055		- Dried fish, whether or not salted but not smoked :										1979	1979
030559000		-- Other		Pre-UR		25		CCS4/79					
7017		Laboratory, hygienic or pharmaceutical glassware, whether or not graduated or											
701710000		- Of fused quartz or other fused silica											
701710000	Ex01	- Quartz reactor tubes and holders designed for insertion into diffusion and	C	ITA		40	0	WT/LET/157			UR/94	1997	1997
701710000	Ex02	- Other of fused quartz or other fused silica		HS96		40		UR/94				1995	1995
701720000		- Of other glass having a linear coefficient of expansion not exceeding 5x10 ⁻⁶ per		HS96		40		UR/94				1995	1995
8301		Padlocks and locks (key, combination or electrically operated), of base metal;											
830110000		- Padlocks	C	Rectif		15		WT/LET/154			UR/94	1997	1997
830120000		- Locks of a kind used for motor vehicles	C	UR		10		UR/94		Country A		1995	1995

■ CTS: Agricultural commitments

Tariff quotas

- In-quota bound duty and quota quantity recorded at the tariff line level and linked to the out of quota bound duty

Export subsidies

- Export subsidy bound outlay level and quantity recorded at the tariff line level and linked to relevant tariff concessions

Domestic support

- The domestic support commitments are included in a separate table and are recorded on a per Member basis

Regular Maintenance

- **Modifications and Rectifications to Schedules**
 - **Tariff commitments**
 - **Agricultural commitments**
- **New HS Amendments (HS2002 and HS2007)**
- **New WTO Members**
- **Country comments on their CTS files**

IAF: <http://iaf.wto.org>

Address http://iaf.wto.org/welcome.aspx?ReturnUrl=%2fDefault.aspx&ui=1 Go Links

WORLD TRADE ORGANIZATION
ORGANIZACION MUNDIAL DEL COMERCIO
ORGANISATION MONDIALE DU COMMERCE

IDB-CTS ~ Internet Analysis Facility DOHA DEVELOPMENT AGENDA 17:31:41 September 17, 20

espanol : franc

Welcome to the IDB-CTS Internet Analysis Facility (IAF). The IAF allows you to access the IDB and CTS on-line, select markets and products and compile reports for browsing on-line.

The dissemination policy of the IDB and CTS databases (G/MA/115) is administered and defined by the WTO Committee on Market Access. In summary, the information contained in the IDB and CTS database is confidential and its distribution is restricted to authorized users (G/MA/115/Add.6). Authorized users can use all the information freely for internal purposes and may publish IDB and CTS information or analyses derived from these databases under conditions (see paragraphs 6-8 of G/MA/115).

Please send your comments and suggestions via e-mail to idb@wto.org.

Please enter your user-id and password

Note: User-ids and passwords are the same as those used for the IDB Internet File Transfer Facility. Passwords are issued to Heads of Delegations to the WTO. Please contact your delegation directly to obtain a password if you do not have one.

User ID

Password

Keep me logged in today unless I log out.
(please uncheck if using a shared computer)

IAF: CTS Reports

Address  <http://iaf.wto.org/Default.aspx>



Links »



CTS reports

Concession - This report presents detailed information from the Consolidated Tariff Schedules (CTS) Concession table.

Export Subsidies - This report presents information on Members' Export Subsidy commitments contained in the CTS database.

Total AMS Reduction Commitments By Member - This report shows the Total Aggregate Measure of Support (AMS) reduction commitments by Member and is sourced from the Consolidated Tariff Schedules (CTS) database

Tariff Quotas - This report presents detailed information from the CTS tariff quota tables including quota quantity information and the in-quota and corresponding out-of-quota duties by tariff line.

4 CTS reports





Tariff concessions


Specific commitments in agriculture



WORLD TRADE ORGANIZATION
ORGANISATION MONDIALE DU COMMERCE
ORGANIZACIÓN MUNDIAL DEL COMERCIO

IAF: CTS request – Select country and year

Address  http://iaf.wto.org/QueryEdit.aspx?c=y  Go  Links 

Reports
 Queries 
 Product Groups
 Export Data
 Download Files
 Printable View
 Help
 FAQ

CTS | Morocco - 1997 | HS 1996 | [CLASSIFICATION NOT SELECTED] |
[NO PRODUCTS SELECTED] **Another Query**
Edit Query




Query name:
 Query description:

Reporter Year (required) | **Selected Products (required)** | **Duty Criteria**

Reporting country	Year	Nomenclature	TQ	AMS	X5
<input type="radio"/> Mauritania	1996 Rev.4	Harmonized System 1996	No	No	No
<input type="radio"/> Mauritius	1996 Rev.7	Harmonized System 1996	No	No	No
<input type="radio"/> Mexico	1998 Rev.9	Harmonized System 1996	Yes	Yes	Yes
<input type="radio"/> Moldova	1996 Rev.4	Harmonized System 1996	No	Yes	No
<input type="radio"/> Mongolia	1998 Rev.2	Harmonized System 1996	No	No	No
<input checked="" type="radio"/> Morocco	1997 Rev.4	Harmonized System 1996	Yes	Yes	No
<input type="radio"/> Mozambique	1996 Rev.6	Harmonized System 1996	No	No	No
<input type="radio"/> Myanmar	1996 Rev.1	Harmonized System 1996	No	No	No

Save Query
 Save As Copy
 Discard Changes
 Apply to report
Concession

IAF: CTS request - Select products

Address  http://iaf.wto.org/QueryEdit.aspx?c=y  

Reports
Queries
Product Groups
Export Data
Download Files
Printable View
Help
FAQ

Save Query
Save As Copy
Discard Changes
Apply to report
Concession

CTS | Morocco - 1997 | HS 1996 | WTO AG | ALL PRODUCTS **Another Query**
Edit Query

Query name:
Query description:

Reporter Year (required) | **Selected Products (required)** | **Duty Criteria**

Product Group


Base: Harmonized System 1996 Classification: HS - WTO Agricultural Products Definition
Nomenclature: Description: ag
Group Name:

Products Hide tree



Check all **Uncheck all**

- Total - All products
 - 01 - LIVE ANIMALS
 - 02 - MEAT AND EDIBLE MEAT OFFAL
 - 04 - DAIRY PRODUCE; BIRDS' EGGS; NATURAL HONEY; EDIBLE PRODUCTS OF ANIMAL ORIGIN, NOT ELSEWHERE SPECIFIED OR INCLUDED
 - 0501 - Human hair, unworked, whether or not washed or scoured; waste of human hair.
 - 0502 - Pigs', hogs' or boars' bristles and hair; badger hair and other brush making hair; waste of such bristles

IAF: Concession report

Address  http://iaf.wto.org/report/Concession.aspx

Product Groups | Reporter Notes | Export Data | Download Files | Printable View | Help | FAQ

Concession  **Export** |  **Download**

Query name: CTS request

Query description:

Product: 02 - MEAT AND EDIBLE MEAT OFFAL

Tariff line: 02011000 - En carcasses ou demi-carcasses (65)



Tariff line description with hierarchy

02	MEAT AND EDIBLE MEAT OFFAL
0201	Meat of bovine animals, fresh or chilled.
020110	- Carcasses and half-carcasses
02011000	- En carcasses ou demi-carcasses

Certified	Source	Special Safeguard	Present Instrument	Present INR	Implementation Period (From - To)
C	HS96	SGS	WT/Let/497	-	1995 - 2004



MFN Bound Duty			MFN Base Duty		ODC	
Tariff Quota	Concession	Binding	Duty	Binding	Duty	Binding
82.5	239	Bound	315	Bound	15	Bound

IAF: Export subsidies (1)

Address  http://iaf.wto.org/report/ExportSubsidies.aspx  Go


Reports
 Queries
 Product Groups
 Reporter Notes
 Export Data
 Download Files
 Printable View
 Help
 FAQ

Export Subsidies




 Export | 

Available Members		Selected Members
*-All members	->	South Africa
Australia	<-	Turkey
Bolivarian Republic of Venezuela	>>	
Brazil	<<	
Bulgaria		
Canada		
Colombia		
Cyprus		

Available Products		Selected Products
*-All products	->	1902-Pasta, whether or not cooked or stuffed (with
0101-Live horses, asses, mules and hinnies.	<-	
0102-Live bovine animals.	>>	
0103-Live swine.	<<	
0104-Live sheep and goats.		
0105-Live poultry, that is to say, fowls of the s		
0106-Other live animals.		
0201-Meat of bovine animals, fresh or chilled.		

Show years from 1995 for 10 years 

IAF: Export subsidies (2)





Address  <http://iaf.wto.org/report/ExportSubsidies.aspx>  

Show years from for years

XS ID / TL	Description	Certified	Year Applied	Currency/Unit	Bound 1995	Bound 1996	Bound 1997	Bound 1998	Bound 1999	Bound 2000	Bound 2001
TURX038	Macaroni vermicelli	C									
	Outlay		1.1-31.12	US\$	3,341,352.6	3,074,705.2	2,808,057.8	2,541,410.4	2,274,763	2,008,115.6	1,741,468.
	Quantity		1.1-31.12	tonnes	44,620.6	41,241.1	37,861.7	34,482.2	31,102.8	27,723.3	24,343.
1902	Macaroni vermicelli										
ZAFX041	Pasta	C									
	Outlay		Calendar	Rand	108,239	101,330	94,421	87,512	80,604	73,695	73,69
	Quantity		Calendar	Ton equivalent	631	608	585	562	540	517	51
1902	Pasta										

Pasta

IAF: Total AMS reduction commitments

Address  <http://iaf.wto.org/report/AMSReductionCommitments.aspx>  Go  Links 

Total AMS Reduction Commitments

Available Members

- Albania
- Angola
- Antigua and Barbuda
- Armenia
- Bahamas
- Bahrain
- Bangladesh
- Barbados

Selected Members

- Argentina
- Australia
- European Communities

Years from for year

Member	Currency	Base	Tables	Source	Notes	1995	1996	1997	1998	1999	2000	2001
Argentina	\$ (at the 1992 rate)	86,529,749	AGST/ARG - Supporting tables 4 to 8	Rectif	View	85,378,904	84,228,056	83,077,216	81,926,368	80,775,520	79,624,672	78,473,8
Australia	AUD Millions	589.82	AGST/AUS: Supporting tables 6,7,8 & 9	UR	View	570.16	550.5	530.84	511.18	491.52	471.86	
European Communities	Billion Euros	80.98		HS96	View	78.67	76.37	74.07	71.76	69.46	67.16	

IAF: Tariff quotas

//iaf.wto.org/report/TariffQuotas.aspx



Tariff Quotas

Export | **Download**

Member

Canada

Product

0405 - Butter and other fats and oils derived from milk; dairy spreads.

TQ ID / Certified	Product Description	Initial Quantity	Final Quantity	Unit	Implementation Period	INR	OTC
CANQ012 / YES	Butter	1,964	3,274	tonnes (product weight basis)	1995 - 2000	-	View details
Tariff Line - TLS	Product Description	In-quota Initial Duty	In-quota Final Duty	Out-of-quota TL - TLS	Description	Out-of-quota Initial Duty	Out-of-quota Final Duty
04051010	Within access commitment	26.46¢/kg	11.38¢/kg	04051020	- - - Over access commitment	351.4%, but not < 470.8¢/kg	298.7%, but not < 400.1¢/kg
04059010	Within access commitment	17.5	7.5	04059020	- - - Over access commitment	368.9%, but not < 602.9¢/kg	313.6%, but not < 512.4¢/kg

File Transfer Facility (FTF)

<http://sft.wto.org>



PC Integrated Data Base (IDB) and Consolidated Tariff Schedules Database (CTS)

File Transfer Facility

Welcome to the PC IDB File Transfer Facility.

This facility can be used to copy IDB files to your PC and to send files to the WTO Secretariat.

The facility provides the following features:

- [Copy Approved IDB Files](#)
- [Copy Provisional IDB Files](#)
- [Copy Approved CTS Files](#)
- [Copy Provisional CTS Files](#)


[IDB Forum](#)

[WTO Secretariat contacts for the IDB and the CTS](#)



**Same userid
and password**

FTF – Select a country

Address  <https://sft.wto.org/sftctsprod.nsf/ByCountryEng?OpenView>  Go  Links >> 

WTO OMC

PC Integrated Data Base - File Transfer Facility

Copy Approved CTS Files

Previous Page

Next Page

Expand

Click on a file to copy it to your PC

Go directly to the selected country in the drop-down

[Home](#)

View Options:

[By Country](#)

[By Posting Date](#)

[All Files](#)

[By File Type](#)

◆ Description ▲

▼ -- What's New

[2009 Password ch
mots de passe -16 m
marzo](#)

[April 2006 / avril 2](#)

[April 2009 / avril 2](#)

Argentina

Albania

Angola

Antigua and Barbuda

Argentina

Armenia

Australia

Bahrain


Bangladesh

Barbados

Belize

Benin

FTF – Select a format

Address  <https://sft.wto.org/sftctsprod.nsf/ByCountryEng?OpenView&Start=4.2>

 Go  >> 

WTO OMC

PC Integrated Data Base - File Transfer Facility

Copy Approved CTS Files

Previous Page

Next Page

Expand

Collapse

[Home](#)

View Options:

[By Country](#)

[By Posting Date](#)

[All Files](#)

[By File Type](#)

Click on a file to copy it to your PC

Go directly to the selected country in the drop-down list below

-- What's New

↕ Description ▲	File Type ▲	Date	Size
Albania CTS in HS96 / Rev4	txt	28/10/2005	825 K
▼ Angola			
Angola CTS in HS96 / Rev3	mdb	05/07/2005	722 K
Angola CTS in HS96 / Rev3	txt	05/07/2005	255 K
▼ Antigua and Barbuda			
Antigua and Barbuda CTS in HS96 / Rev4	mdb	28/10/2005	1449 K
Antigua and Barbuda CTS in HS96 / Rev4	txt	28/10/2005	441 K
▼ Argentina			
Argentina CTS in HS96 / Rev5	mdb	05/11/2007	2041 K
Argentina CTS in HS96 / Rev5	txt	05/11/2007	734 K

FTF – Download a CTS file

PC Integrated Data Base - File Transfer Facility

CTS Approved Area

Download File

Close

Country : Argentina

File Description	Argentina CTS in HS96 / Rev5
File Type	mdb
Comments	For details of changes, please refer to the "Why Changes?" table
Posted Date	05/11/2007 14:36:01
Posted By	SFTAdmins

Click on the file attachment below to download the file.



[CTSARG198m5.zip](#)

File Transfer Facility (FTF)



[English](#)

[Français](#)

[Español](#)

PC Integrated Data Base (IDB) and Consolidated Tariff Schedules Database (CTS)

File Transfer Facility

Welcome to the PC IDB File Transfer Facility.
This facility can be used to copy IDB files to
your PC and to send files to the WTO Secretariat.
The facility provides the following features:

[Copy Approved IDB Files](#)

[Copy Provisional IDB Files](#)





[Copy Approved CTS Files](#)

[Copy Provisional CTS Files](#)

[IDB Forum](#)

[WTO Secretariat contacts for the IDB and the CTS](#)

FTF – Download an IDB file

Address  <https://sft.wto.org/sftprod.nsf/ByCountryEng?OpenView&Startkey=Bangladesh>  Go  Links 

WTO OMC PC Integrated Data Base - File Transfer Facility Copy Approved IDB Files

Previous Page

Next Page

Expand

Collapse

Click on a file to copy it to your PC

Go directly to the selected country in the drop-down list below

-- What's New

View Options:

By Country

By Posting Date

All Files

By File Type

Description

File Type

Date

Size

▼ Bangladesh

[Bangladesh 1998 - Rev1](#)

mdb

26/02/2004 396 K

[Bangladesh 1998 - Rev1](#)

txt

26/02/2004 127 K

[Bangladesh 1999 - Rev1](#)

mdb

26/02/2004 384 K

[Bangladesh 1999 - Rev1](#)

txt

26/02/2004 127 K

[Bangladesh 2004](#)

mdb

30/04/2007 678 K

[Bangladesh 2004](#)

txt

30/04/2007 267 K

[Bangladesh 2005](#)

mdb

30/03/2006 376 K

[Bangladesh 2005](#)

txt

30/03/2006 174 K

▼ Barbados

WTO Tariff and Trade databases

To contact us

idb@wto.org

