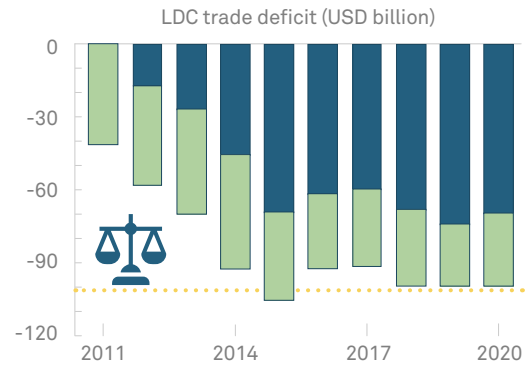
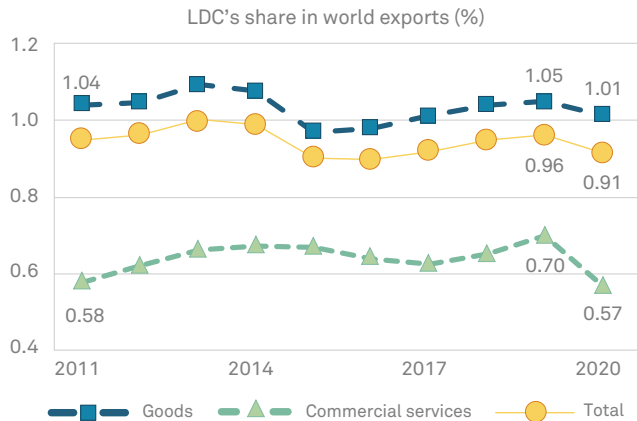


Least Developed Countries' Integration in Global Trade 2011-2020

OVERVIEW



LDCs' share in global exports has stagnated at 1% since 2011 and has further declined during the COVID-19 pandemic.

LDC exports decreased from USD 213 billion in 2011 to USD 201 billion in 2020. LDCs' trade deficit has widened since 2011 and was 2.5 times higher in 2020 (USD 99 billion) than in 2011 (USD 40 billion).

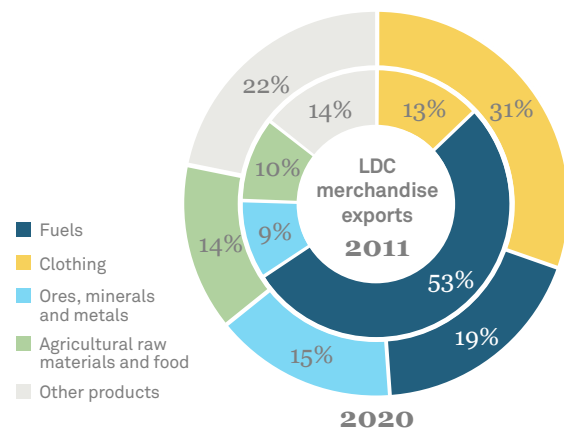
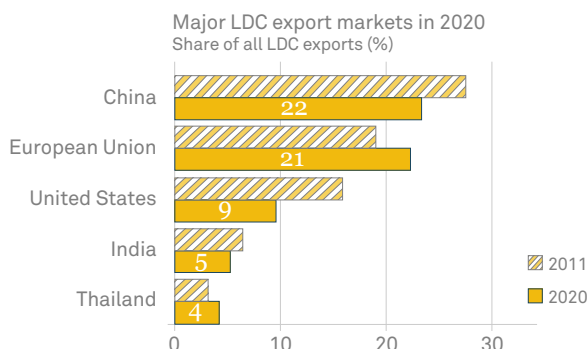
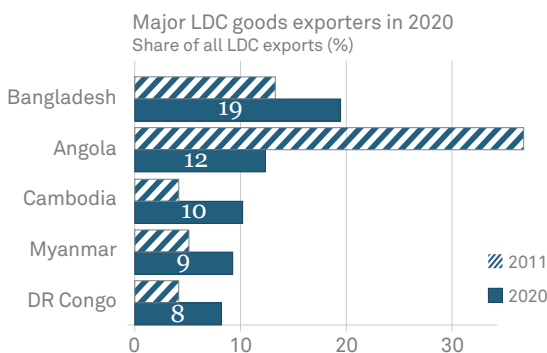
0.91%

The target of "doubling the share of least developed countries' exports in global exports by 2020, including by broadening least developed countries' export base" has not been met.



Istanbul Programme of Action 2011

MERCHANDISE TRADE

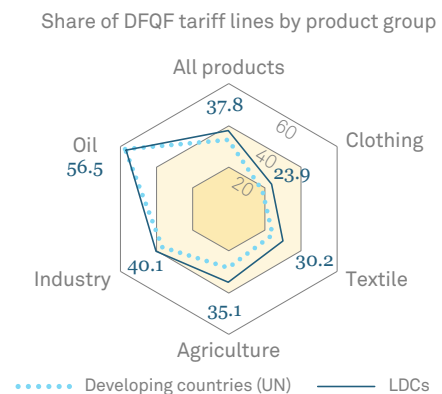
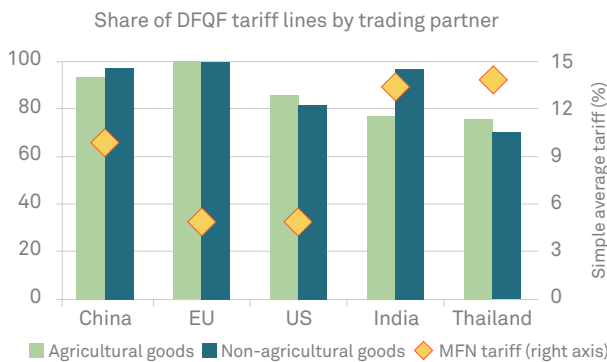


There has been a distinct change in the product mix of LDC exports. The share of primary products declined (73% in 2011, 48% in 2020), while clothing exports expanded (13% in 2011, 31% in 2020).

Over 60% of LDC exports go to five major market destinations.

Least Developed Countries' Integration in Global Trade 2011-2020

DUTY-FREE TARIFF LINES



Duty-free quota-free (DFQF) market access remains an essential tool to support exports. The share of duty-free tariff lines for LDCs exceeds 97% for many preference-granting WTO members.

There is scope for improvements in providing market access opportunities to LDCs. At the same time, trade preferences often remain **under-utilized** due to a variety of factors

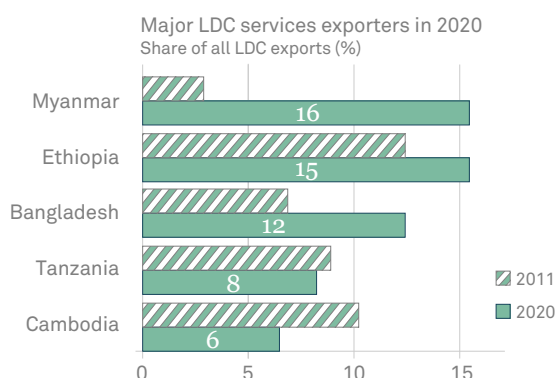
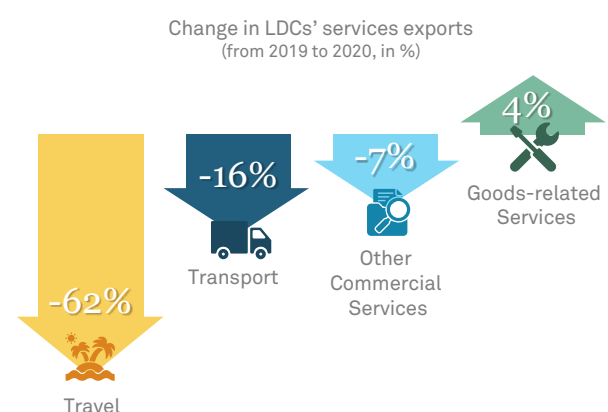
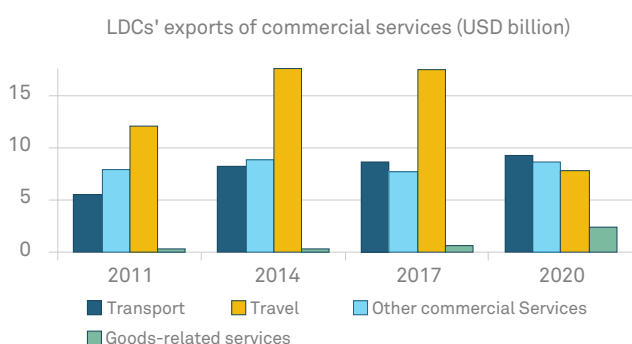
MARKET ACCESS

Duty-free and quota-free market access for LDC products, multilateral guidelines on preferential rules of origin, and special instruments to facilitate LDC services exports have been defining features of the multilateral trading system.



Boosting trade opportunities for LDCs

SERVICES



LDC services exports are **dominated by the travel sector**, which was hardest hit by the COVID-19 pandemic. Overall, LDC commercial services exports **contracted by 35%** in 2020, compared to 20% worldwide.

LDC exports of commercial services increased from USD 26 billion in 2011 to USD 43 billion in 2019 before dropping to USD 28 billion in 2020. LDCs' share in global services exports has dropped to **0.57%** in 2020 – below the level of 2011.