

FACTS & FIGURES

1st SEMESTER 2022

RTA Notifications

006  +2

-  Accession of Seychelles to COMESA
-  EFTA - Indonesia
-  EFTA - Ecuador
-  EFTA - Türkiye *
-  Türkiye - Serbia
-  Republic of Korea - Türkiye

Total Number of notified RTAs **

355  +2

Total Number of Notifications

580  +8

RTAs NOT NOTIFIED

061  +5

RTAs, identified but not yet notified (see document [WT/REG/W/167](#)).

Transparency Mechanism (TM)

The "Transparency Mechanism for RTAs" (TM) was established on a provisional basis in December 2006 by a Decision of the General Council.

Under the TM, triggered by a notification of the RTA by the Parties, a Factual Presentation (FP) is prepared by the WTO Secretariat. The FPs are presented to the Members of the WTO for their consideration.

0 Early Announcements

475 Notifications of changes (of which 472 under the LAIA TM80)

0 End of Implementation Reports (EOI)

(counted on an annual basis – changes only reported in the 2nd semester)

EOI Reports DUE

180

Status of Factual Presentations (FP)

Awaiting data or comments from Parties **57**

FP being drafted by Secretariat **32**  -5

FP to be considered by Members **5**  -2

Drafting of the FP not initiated **26**

Factual Presentations in the pipeline

Total Number of notifications

120  -7

FP considered by CRTA / CTD **365**  +16

Notifications addressed prior to 2007 **95**  ✓
(RTAs becoming "inactive" discounted)

Notifications already examined or considered (including those examined before the entry into force of the TM)

Total Number of notifications

460  +15

Considered RTAs

010  +6

Total Number of RTAs









223  +11***

Total Number of Notifications

365  +16***

At a meeting of the **CRTA** (Committee on Regional Trade Agreement)

2 Meetings (28 March and 27 June 2022)

-  UK - Turkey
-  UK - Singapore
-  China - Mauritius
-  EU - Central America (Costa Rica, El Salvador, Guatemala, Honduras, Nicaragua, and Panama)
-  Namibia - Zimbabwe
-  UK - Jordan
-  Ukraine - Israel
-  UK - Chile
-  UK - Canada

At a meeting of the **CTD** (Committee on Trade and Development)

2 Meetings (25 March and 20 June 2022) in dedicated sessions on RTAs

-  Morocco - UAE

RTAs by Regions**

Europe **159**  +2

East Asia **102**  +1

South America **71**  +1

North America **50**

Africa **47**

CIS **46**

Central America **43**

Middle East **35**

Oceania **30**

West Asia **24**

Caribbean **11**

Top 14 Parties**

45 EU

38 UK

34  +2 EFTA States

31  +1 Chile

27 Singapore

24 Türkiye

23 Mexico

21  +1 Peru****

20 Korea




18 Japan

18 Panama

17 India

17 Australia

16 China

- * Replaces the previous RTA
- ** RTAs on services only and Accessions to RTAs not counted
- *** Accession of Seychelles to COMESA not considered in a meeting but counted as considered because already included in the previous consideration of Egypt accession to COMESA.
- **** EIF of CPTPP for Peru
-  Trade in Goods
-  Trade in Services
-  Variation, as compared to the previous Semester
-  No Variation
-  Transparency process completed