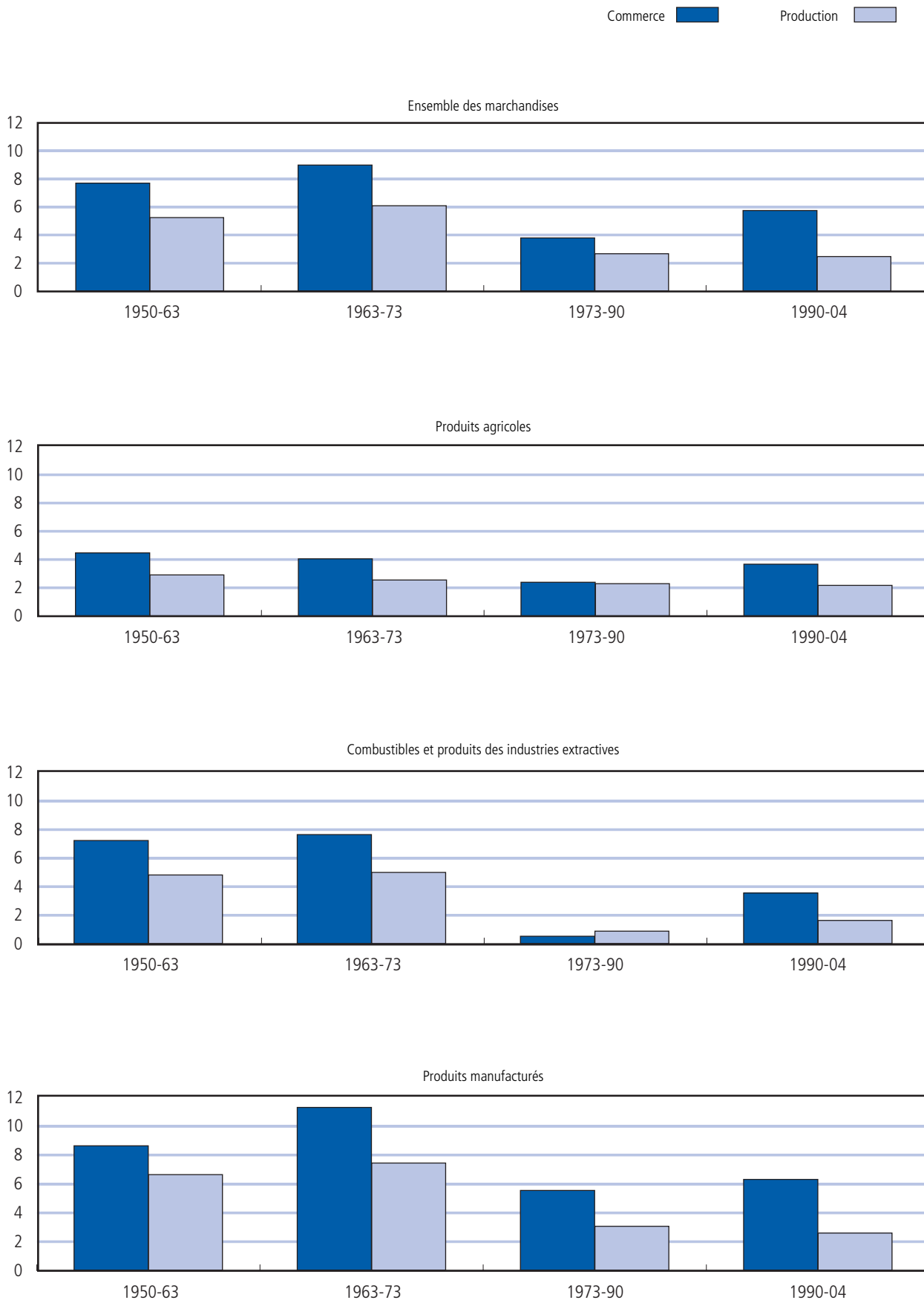


## II. Tendances à long terme

Graphique II.1

### Commerce et production de marchandises dans le monde, par grand groupe de produits, 1950-04

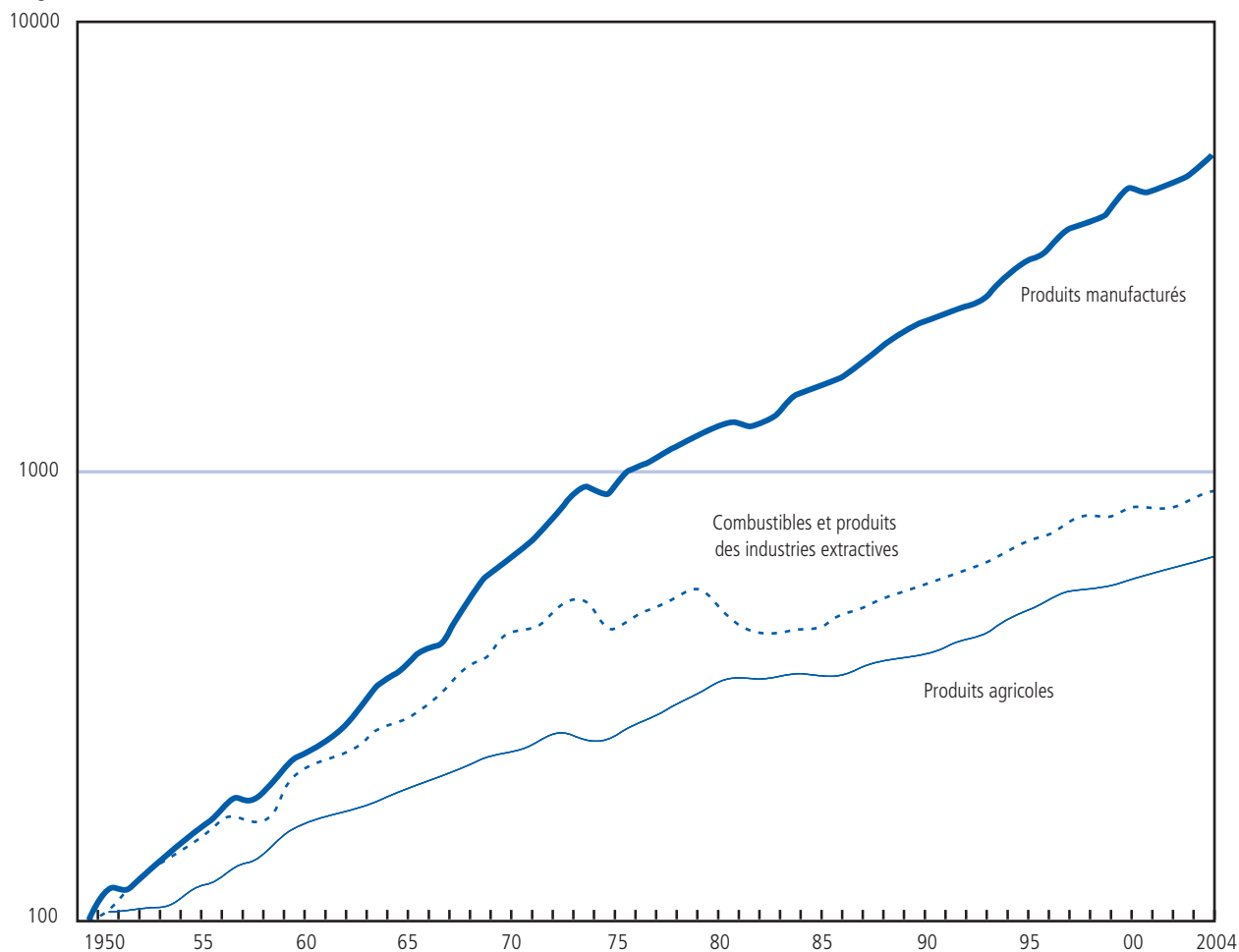
(Variation annuelle moyenne en volume)



Commerce mondial des marchandises par grand groupe de produits, 1950-04

Echelle log.

Indices de volume, 1950=100



Tendances à long terme

Variation annuelle moyenne en pourcentage

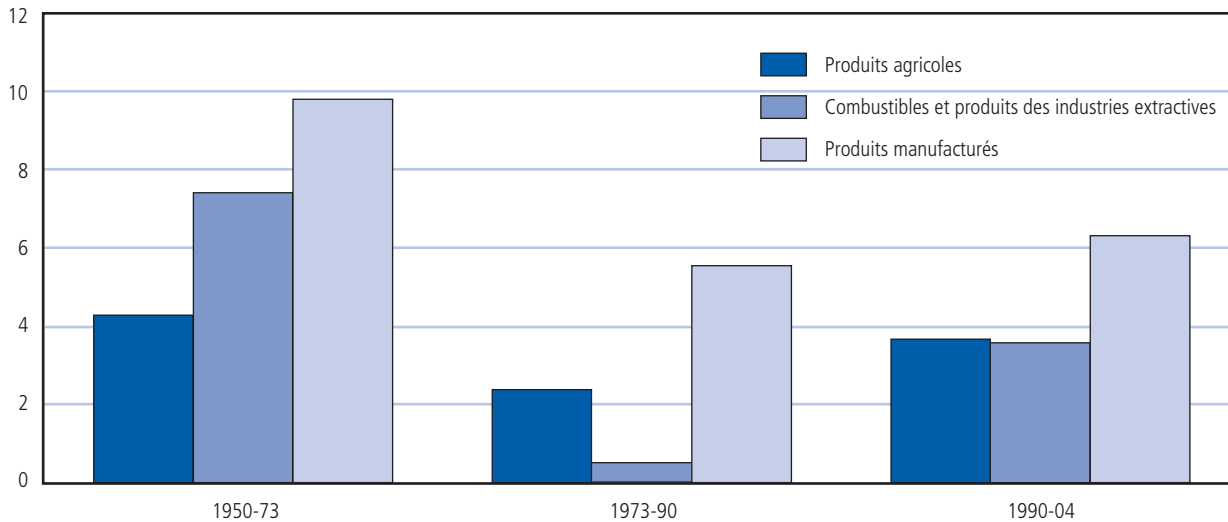


Tableau II.1

**Exportations mondiales de marchandises, production et produit intérieur brut, 1951-04**

(Variation annuelle en pourcentage)

|      | Valeur       |                    |   |                       | Volume       |                    |   |                       |            |             |                        |             |                            |
|------|--------------|--------------------|---|-----------------------|--------------|--------------------|---|-----------------------|------------|-------------|------------------------|-------------|----------------------------|
|      | Exportations |                    |   |                       | Exportations |                    |   |                       | Production |             |                        | PIB mondial |                            |
|      | Total a      | Produits agricoles | Combustibles et produits des industries extractives | Produits manufacturés | Total a      | Produits agricoles | Combustibles et produits des industries extractives | Produits manufacturés | Total      | Agriculture | Industries extractives |             | Industries manufacturières |
| 1951 | 31.1         | 28.6               | 33.3  | 39.1                  | 9.5          | 4.8                | 4.3   | 18.8                  | 8.8        | 1.7         | 10.5                   | 11.5        | 7.9                        |
| 1952 | -1.3         | -13.9              | 16.7  | 6.3                   | 4.3          | 0.0                | 16.7  | 0.0                   | 2.7        | 3.4         | 2.4                    | 3.4         | 2.4                        |
| 1953 | 2.5          | 0.0                | 0.0   | 2.9                   | 8.3          | 2.3                | 7.1   | 10.5                  | 7.9        | 3.3         | 2.3                    | 10.0        | 7.1                        |
| 1954 | 4.9          | 3.2                | 7.1   | 5.7                   | 7.7          | 0.0                | 6.7   | 9.5                   | 0.0        | 1.6         | 0.0                    | 0.0         | 2.2                        |
| 1955 | 9.4          | 3.1                | 13.3  | 13.5                  | 10.7         | 11.1               | 9.4   | 8.7                   | 9.8        | 3.1         | 11.4                   | 15.2        | 6.5                        |
| 1956 | 8.6          | 3.0                | 11.8  | 14.3                  | 6.5          | 2.0                | 5.7   | 8.0                   | 4.4        | 4.5         | 6.1                    | 5.3         | 4.1                        |
| 1957 | 7.9          | 8.8                | 5.3   | 8.3                   | 9.1          | 9.8                | 8.1   | 11.1                  | 2.1        | 0.0         | 1.9                    | 2.5         | 3.9                        |
| 1958 | -3.7         | -5.4               | -5.0  | -1.9                  | -2.8         | 1.8                | -5.0  | 0.0                   | 0.0        | 7.2         | -1.9                   | -2.4        | 0.0                        |
| 1959 | 8.6          | 8.6                | 5.3   | 9.8                   | 11.4         | 12.3               | 7.9   | 10.0                  | 8.3        | 2.7         | 3.8                    | 12.5        | 5.7                        |
| 1960 | 13.2         | 5.3                | 5.0   | 14.3                  | 12.8         | 6.3                | 22.0  | 12.1                  | 7.7        | 2.6         | 9.3                    | 8.9         | 5.4                        |
| 1961 | 3.9          | 2.5                | 9.5   | 6.3                   | 4.5          | 5.9                | 4.0   | 5.4                   | 3.6        | 1.3         | 6.8                    | 6.1         | 5.1                        |
| 1962 | 6.0          | 0.0                | 4.3   | 7.4                   | 6.5          | 0.0                | 3.8   | 7.7                   | 8.6        | 3.8         | 6.3                    | 9.6         | 6.5                        |
| 1963 | 9.2          | 9.8                | 8.3   | 11.0                  | 12.2         | 2.8                | 5.6   | 11.9                  | 4.8        | 2.4         | 4.5                    | 5.3         | 4.5                        |
| 1964 | 11.6         | 6.7                | 11.5  | 14.8                  | 10.9         | 5.4                | 8.8   | 14.9                  | 9.1        | 4.8         | 8.6                    | 10.0        | 7.2                        |
| 1965 | 8.1          | 4.2                | 6.9   | 10.8                  | 6.6          | 5.1                | 3.2   | 7.4                   | 5.6        | 0.0         | 3.9                    | 9.1         | 4.1                        |
| 1966 | 9.1          | 4.0                | 9.7   | 10.7                  | 7.7          | 3.7                | 6.2   | 10.3                  | 6.6        | 3.4         | 5.1                    | 8.3         | 6.5                        |
| 1967 | 5.4          | 0.0                | 5.9   | 7.9                   | 5.7          | 2.4                | 10.3  | 4.7                   | 4.9        | 3.3         | 2.4                    | 5.1         | 3.7                        |
| 1968 | 10.7         | 3.8                | 13.9  | 14.6                  | 10.8         | 5.7                | 12.0  | 17.9                  | 5.9        | 3.2         | 7.1                    | 7.3         | 5.9                        |
| 1969 | 14.7         | 7.4                | 9.8   | 17.0                  | 12.2         | 5.4                | 6.0   | 16.5                  | 5.6        | 0.0         | 2.2                    | 8.0         | 6.7                        |
| 1970 | 14.3         | 10.3               | 13.3  | 15.2                  | 8.7          | 3.1                | 12.4  | 8.7                   | 5.3        | 3.1         | 7.5                    | 5.3         | 5.1                        |
| 1971 | 12.2         | 7.8                | 11.8  | 14.2                  | 7.0          | 2.0                | 1.0   | 9.0                   | 5.0        | 3.0         | 4.0                    | 5.0         | 4.4                        |
| 1972 | 18.3         | 20.3               | 14.0  | 19.4                  | 8.4          | 6.9                | 6.9   | 10.1                  | 4.8        | 0.0         | 2.9                    | 6.7         | 5.6                        |
| 1973 | 38.6         | 45.8               | 47.7  | 34.4                  | 12.1         | 0.9                | 10.2  | 14.2                  | 8.2        | 4.9         | 6.5                    | 9.8         | 6.9                        |
| 1974 | 45.6         | 22.3               | 124.0   | 31.9                  | 5.4          | -4.5               | -1.7  | 8.8                   | 2.5        | 1.9         | 1.8                    | 3.3         | 2.1                        |
| 1975 | 4.7          | 1.4                | -3.7  | 9.2                   | -7.3         | 1.0                | -12.0   | -4.0                  | -1.6       | 3.6         | -6.0                   | -3.9        | 1.4                        |
| 1976 | 13.3         | 10.7               | 16.4  | 13.0                  | 11.8         | 7.5                | 6.8   | 12.6                  | 6.7        | 0.9         | 8.3                    | 8.2         | 5.1                        |
| 1977 | 13.5         | 13.3               | 10.4  | 14.5                  | 4.2          | 3.5                | 2.7   | 5.0                   | 3.9        | 2.6         | 3.4                    | 4.5         | 4.2                        |
| 1978 | 15.8         | 13.3               | 3.8   | 21.6                  | 4.7          | 6.8                | 5.3   | 5.9                   | 4.5        | 3.4         | 0.8                    | 5.1         | 4.6                        |
| 1979 | 25.5         | 23.0               | 45.3  | 19.9                  | 5.2          | 4.8                | 5.9   | 5.0                   | 3.6        | 0.8         | 8.9                    | 4.1         | 4.0                        |
| 1980 | 20.9         | 13.8               | 41.8  | 15.9                  | 2.9          | 6.8                | -6.3  | 5.9                   | 1.1        | 0.8         | -2.2                   | 1.2         | 2.9                        |
| 1981 | -1.2         | -1.9               | -3.2  | -0.7                  | -0.6         | 5.0                | -9.9  | 4.0                   | -0.4       | 3.6         | -7.9                   | 0.2         | 2.0                        |
| 1982 | -6.4         | -7.5               | -10.6   | -3.6                  | -2.2         | -2.0               | -5.8  | -2.1                  | -1.4       | 3.2         | -6.9                   | -1.4        | 0.8                        |
| 1983 | -2.0         | -1.4               | -8.0  | 0.5                   | 2.6          | 0.2                | -0.9  | 5.1                   | 2.0        | 0.1         | -0.9                   | 3.1         | 2.9                        |
| 1984 | 5.9          | 5.3                | -0.9  | 8.1                   | 8.4          | 2.8                | 4.8   | 10.8                  | 6.3        | 5.3         | 3.8                    | 7.2         | 4.6                        |
| 1985 | -0.3         | -5.7               | -3.2  | 3.8                   | 2.6          | -1.2               | -1.2  | 4.8                   | 2.5        | 2.4         | -1.1                   | 3.4         | 3.5                        |
| 1986 | 9.4          | 11.1               | -23.8   | 20.3                  | 4.0          | -1.7               | 9.1   | 4.1                   | 2.8        | 1.8         | 3.0                    | 3.1         | 3.4                        |
| 1987 | 17.4         | 14.9               | 11.0  | 19.7                  | 5.5          | 5.6                | 1.7   | 6.3                   | 3.3        | 1.0         | 1.3                    | 4.4         | 3.7                        |
| 1988 | 13.7         | 13.1               | 0.9   | 16.1                  | 8.5          | 2.7                | 5.6   | 9.5                   | 4.9        | 1.7         | 5.3                    | 5.7         | 4.5                        |
| 1989 | 7.8          | 4.3                | 15.5  | 6.9                   | 6.4          | 3.1                | 4.4   | 7.8                   | 3.6        | 3.4         | 4.5                    | 3.4         | 3.8                        |
| 1990 | 12.9         | 4.7                | 15.3  | 14.7                  | 3.9          | 1.0                | 3.2   | 6.1                   | 1.3        | 2.5         | 1.0                    | 1.0         | 2.5                        |
| 1991 | 1.5          | 0.8                | -6.2  | 3.3                   | 3.7          | 3.3                | 3.4   | 3.6                   | -0.4       | 0.4         | -0.5                   | -0.6        | 0.8                        |
| 1992 | 6.7          | 7.1                | -0.9  | 8.0                   | 4.8          | 6.0                | 4.4   | 4.7                   | 0.2        | 2.3         | 0.8                    | -0.5        | 1.1                        |
| 1993 | -0.2         | -4.1               | -3.5  | 0.0                   | 4.2          | 1.0                | 3.7   | 4.1                   | 0.0        | 0.6         | 2.0                    | -0.6        | 0.9                        |
| 1994 | 13.6         | 15.8               | 5.1   | 15.6                  | 9.2          | 8.7                | 6.8   | 11.1                  | 2.7        | 2.9         | 1.6                    | 2.9         | 2.2                        |
| 1995 | 19.4         | 17.3               | 15.5  | 20.0                  | 7.4          | 4.4                | 4.1   | 9.0                   | 4.1        | 2.1         | 1.9                    | 5.1         | 2.3                        |
| 1996 | 4.4          | 2.9                | 13.6  | 3.5                   | 5.0          | 4.4                | 3.4   | 5.3                   | 3.6        | 4.3         | 2.7                    | 3.5         | 3.3                        |
| 1997 | 3.5          | -1.3               | 2.7   | 4.6                   | 10.2         | 5.7                | 7.4   | 11.0                  | 4.9        | 2.3         | 3.3                    | 5.7         | 3.4                        |
| 1998 | -1.3         | -4.7               | -20.5   | 2.3                   | 4.7          | 1.7                | 2.9   | 4.8                   | 2.2        | 1.7         | 1.1                    | 2.4         | 2.1                        |
| 1999 | 4.0          | -3.7               | 15.6  | 3.3                   | 4.7          | 1.0                | -0.5  | 5.1                   | 3.2        | 3.3         | -1.3                   | 3.6         | 2.9                        |
| 2000 | 12.8         | 0.9                | 47.9  | 10.1                  | 10.4         | 3.6                | 4.5   | 13.0                  | 5.2        | 2.0         | 3.7                    | 6.1         | 3.8                        |
| 2001 | -4.1         | 0.1                | -9.1  | -3.8                  | -0.6         | 1.6                | -0.9  | -1.4                  | -1.0       | 1.4         | -0.1                   | -1.7        | 1.3                        |
| 2002 | 4.8          | 6.0                | -0.5  | 5.4                   | 3.5          | 3.7                | 0.8   | 4.0                   | 2.5        | 1.4         | 0.1                    | 3.0         | 1.6                        |
| 2003 | 16.6         | 16.4               | 23.0  | 15.5                  | 4.8          | 3.4                | 4.7   | 4.9                   | 3.5        | 2.7         | 3.5                    | 3.7         | 2.3                        |
| 2004 | 21.3         | 14.8               | 32.4  | 19.7                  | 9.0          | 3.3                | 5.4   | 10.0                  | 3.8        | 3.0         | 4.2                    | 4.0         | 3.7                        |

a Y compris les produits non spécifiés.

Note : Voir les Notes techniques pour l'estimation des totaux mondiaux correspondant aux exportations et à la production de marchandises et au PIB.

Tableau II.2

**Commerce mondial des marchandises par région et par certaines économies, 1948, 1953, 1963, 1973, 1983, 1993, 2003 et 2004**

(En milliards de dollars et en pourcentage)

|  | 1948  | 1953  | 1963  | 1973  | 1983   | 1993   | 2003   | 2004   |
|--|-------|-------|-------|-------|--------|--------|--------|--------|
| Exportations   |       |       |       |       |        |        |        |        |
| Valeur   |       |       |       |       |        |        |        |        |
| Monde  | 58.0  | 84.0  | 157.0 | 579.0 | 1838.0 | 3670.0 | 7342.0 | 8907.0 |
| Part   |       |       |       |       |        |        |        |        |
| Monde  | 100.0 | 100.0 | 100.0 | 100.0 | 100.0  | 100.0  | 100.0  | 100.0  |
| Amérique du Nord                                       | 28.3  | 24.9  | 19.9  | 17.3  | 16.8   | 18.0   | 15.8   | 14.9   |
| Etats-Unis   | 21.7  | 18.8  | 14.9  | 12.3  | 11.2   | 12.7   | 9.9    | 9.2    |
| Amérique du Sud et centrale                            | 11.4  | 9.8   | 6.3   | 4.3   | 4.4    | 3.0    | 2.9    | 3.1    |
| Brésil   | 2.0   | 1.8   | 0.9   | 1.1   | 1.2    | 1.1    | 1.0    | 1.1    |
| Argentine  | 2.8   | 1.3   | 0.9   | 0.6   | 0.4    | 0.4    | 0.4    | 0.4    |
| Europe   | 31.5  | 34.9  | 41.4  | 45.4  | 43.5   | 45.4   | 46.1   | 45.3   |
| Communauté d'Etats indépendants (CEI) a                | -     | -     | -     | -     | -      | 1.5    | 2.7    | 3.0    |
| Afrique  | 7.3   | 6.5   | 5.7   | 4.8   | 4.5    | 2.5    | 2.4    | 2.6    |
| Afrique du Sud b                                       | 2.0   | 1.7   | 1.5   | 1.0   | 1.0    | 0.7    | 0.5    | 0.5    |
| Moyen-Orient   | 2.0   | 2.7   | 3.2   | 4.1   | 6.8    | 3.4    | 4.1    | 4.4    |
| Asie   | 13.6  | 13.1  | 12.4  | 14.9  | 19.1   | 26.1   | 26.1   | 26.8   |
| Chine  | 0.9   | 1.2   | 1.3   | 1.0   | 1.2    | 2.5    | 6.0    | 6.7    |
| Japon  | 0.4   | 1.5   | 3.5   | 6.4   | 8.0    | 9.9    | 6.4    | 6.4    |
| Inde   | 2.2   | 1.3   | 1.0   | 0.5   | 0.5    | 0.6    | 0.8    | 0.8    |
| Australie et Nouvelle-Zélande                          | 3.7   | 3.2   | 2.4   | 2.1   | 1.4    | 1.5    | 1.2    | 1.2    |
| Six pays ou territoires commerçants de l'Asie de l'Est | 3.0   | 2.7   | 2.4   | 3.4   | 5.8    | 9.7    | 9.4    | 9.7    |
| Pour mémoire   |       |       |       |       |        |        |        |        |
| Membres du GATT/OMC c                                  | 60.4  | 68.7  | 72.8  | 81.8  | 76.5   | 89.5   | 94.3   | 93.7   |
| Importations   |       |       |       |       |        |        |        |        |
| Valeur   |       |       |       |       |        |        |        |        |
| Monde  | 66.0  | 84.0  | 163.0 | 589.0 | 1881.0 | 3768.0 | 7623.0 | 9250.0 |
| Part   |       |       |       |       |        |        |        |        |
| Monde  | 100.0 | 100.0 | 100.0 | 100.0 | 100.0  | 100.0  | 100.0  | 100.0  |
| Amérique du Nord                                       | 20.6  | 20.7  | 16.2  | 17.3  | 18.5   | 21.5   | 22.7   | 21.8   |
| Etats-Unis   | 13.0  | 13.9  | 11.4  | 12.3  | 14.3   | 16.0   | 17.1   | 16.5   |
| Amérique du Sud et centrale                            | 9.8   | 8.3   | 6.0   | 4.4   | 3.8    | 3.3    | 2.5    | 2.6    |
| Brésil   | 1.7   | 1.6   | 0.9   | 1.2   | 0.9    | 0.7    | 0.7    | 0.7    |
| Argentine  | 2.4   | 0.9   | 0.6   | 0.4   | 0.2    | 0.4    | 0.2    | 0.2    |
| Europe   | 40.4  | 39.4  | 45.4  | 47.4  | 44.2   | 44.8   | 45.4   | 44.8   |
| Communauté d'Etats indépendants (CEI) a                | -     | -     | -     | -     | -      | 1.2    | 1.7    | 1.9    |
| Afrique  | 7.6   | 7.0   | 5.5   | 4.0   | 4.6    | 2.6    | 2.2    | 2.3    |
| Afrique du Sud b                                       | 2.2   | 1.5   | 1.1   | 0.9   | 0.8    | 0.5    | 0.5    | 0.6    |
| Moyen-Orient   | 1.7   | 2.0   | 2.3   | 2.8   | 6.2    | 3.3    | 2.6    | 2.7    |
| Asie   | 14.2  | 15.1  | 14.2  | 15.1  | 18.5   | 23.3   | 23.0   | 24.0   |
| Chine  | 1.1   | 1.7   | 0.9   | 0.9   | 1.1    | 2.8    | 5.4    | 6.1    |
| Japon  | 1.0   | 2.9   | 4.1   | 6.5   | 6.7    | 6.4    | 5.0    | 4.9    |
| Inde   | 3.1   | 1.4   | 1.5   | 0.5   | 0.7    | 0.6    | 0.9    | 1.1    |
| Australie et Nouvelle-Zélande                          | 2.6   | 2.4   | 2.3   | 1.6   | 1.4    | 1.5    | 1.4    | 1.4    |
| Six pays ou territoires commerçants de l'Asie de l'Est | 3.0   | 3.4   | 3.1   | 3.7   | 6.1    | 9.9    | 8.1    | 8.5    |
| Pour mémoire   |       |       |       |       |        |        |        |        |
| Membres du GATT/OMC c                                  | 52.9  | 66.0  | 74.2  | 89.1  | 83.9   | 88.7   | 96.1   | 95.8   |

a Les chiffres sont sensiblement affectés par les changements de la composition par pays de la région et par un ajustement important des coefficients de conversion des échanges entre 1983 et 1993.

b À partir de 1998, les chiffres concernent l'Afrique du Sud et non plus l'Union douanière de l'Afrique australe.

c Membres de l'année indiquée.

Note: Entre 1973 et 1983 et entre 1993 et 2004, les parts des exportations et des importations ont été sensiblement influencées par l'évolution du prix du pétrole.

Tableau II.3

## Etats Unis - Commerce des marchandises par région et par produit, 1963, 1973, 1983, 1993, 2003 and 2004

(En milliards de dollars et en pourcentage)

|  | Exportations |       |       |       |       |       | Importations |       |       |       |        |        |
|--|--------------|-------|-------|-------|-------|-------|--------------|-------|-------|-------|--------|--------|
|  | 1963         | 1973  | 1983  | 1993  | 2003  | 2004  | 1963         | 1973  | 1983  | 1993  | 2003   | 2004   |
|  | Valeur       |       |       |       |       |       |              |       |       |       |        |        |
| Monde  | 22.9         | 72.4  | 205.6 | 464.8 | 724.8 | 818.8 | 17.1         | 70.3  | 269.9 | 603.2 | 1303.1 | 1525.5 |
|  | Part         |       |       |       |       |       |              |       |       |       |        |        |
| Monde  | 100.0        | 100.0 | 100.0 | 100.0 | 100.0 | 100.0 | 100.0        | 100.0 | 100.0 | 100.0 | 100.0  | 100.0  |
| Amérique du Nord                                       | 21.2         | 26.4  | 25.4  | 30.6  | 36.9  | 36.7  | 25.7         | 28.6  | 26.1  | 25.6  | 28.1   | 27.4   |
| Amérique du Sud et centrale                            | 11.6         | 9.5   | 7.9   | 7.9   | 7.1   | 7.4   | 20.1         | 10.3  | 9.5   | 6.1   | 6.4    | 6.9    |
| Europe   | 29.7         | 28.8  | 26.8  | 24.9  | 23.3  | 23.1  | 27.5         | 27.6  | 21.1  | 20.1  | 21.6   | 20.8   |
| Union européenne (25)                                  | -            | -     | -     | ...   | 21.3  | 21.1  | -            | -     | -     | ...   | 19.9   | 19.1   |
| Autres pays d'Europe                                   | -            | -     | -     | ...   | 2.0   | 1.9   | -            | -     | -     | ...   | 1.7    | 1.7    |
| Communauté d'Etats indépendants (CEI)                  | -            | -     | -     | 0.8   | 0.5   | 0.6   | -            | -     | -     | 0.4   | 0.8    | 1.0    |
| Russie, Fédération de                                  | -            | -     | -     | 0.6   | 0.3   | 0.4   | -            | -     | -     | 0.3   | 0.7    | 0.8    |
| Afrique  | 4.3          | 3.1   | 3.7   | 2.0   | 1.5   | 1.6   | 4.7          | 4.3   | 5.6   | 2.6   | 2.6    | 3.2    |
| Afrique du Sud   | 1.2          | 1.0   | 1.0   | 0.5   | 0.4   | 0.4   | 1.5          | 0.5   | 0.8   | 0.3   | 0.4    | 0.4    |
| Autres   | 3.1          | 2.1   | 2.7   | 1.5   | 1.1   | 1.3   | 3.2          | 3.8   | 4.8   | 2.3   | 2.2    | 2.8    |
| Moyen-Orient   | 2.4          | 3.0   | 6.5   | 3.6   | 2.7   | 2.9   | 1.8          | 2.4   | 2.8   | 2.7   | 3.4    | 3.6    |
| Asie   | 20.6         | 23.3  | 26.0  | 30.1  | 28.0  | 27.7  | 19.6         | 26.1  | 34.5  | 42.5  | 37.0   | 37.2   |
| Japon  | 7.5          | 11.4  | 10.1  | 10.3  | 7.2   | 6.7   | 8.8          | 13.8  | 16.1  | 18.3  | 9.3    | 8.7    |
| Chine  | 0.0          | 0.0   | 1.4   | 1.9   | 3.9   | 4.2   | 0.0          | 0.1   | 0.9   | 5.6   | 12.5   | 13.8   |
| Six pays ou territoires commerçants de l'Asie de l'Est | 3.0          | 5.6   | 9.2   | 13.4  | 12.2  | 11.2  | 2.9          | 7.5   | 12.2  | 14.4  | 10.6   | 5.7    |
| Autres   | 10.1         | 6.3   | 5.3   | 4.5   | 4.6   | 5.6   | 7.9          | 4.8   | 5.3   | 5.8   | 6.3    | 5.4    |
| Total des marchandises                                 | 100.0        | 100.0 | 100.0 | 100.0 | 100.0 | 100.0 | 100.0        | 100.0 | 100.0 | 100.0 | 100.0  | 100.0  |
| Produits agricoles                                     | 29.8         | 28.7  | 21.6  | 13.3  | 10.5  | 9.7   | 33.3         | 18.3  | 10.3  | 7.3   | 5.9    | 5.8    |
| Produits alimentaires                                  | 21.5         | 23.2  | 17.3  | 10.1  | 8.1   | 7.3   | 23.3         | 13.6  | 7.8   | 5.3   | 4.7    | 4.4    |
| Poissons   | 0.1          | 1.2   | 4.2   | 0.7   | 0.5   | 0.5   | 1.7          | 6.1   | 16.4  | 1.0   | 0.9    | 0.8    |
| Autres produits alimentaires                           | 21.4         | 22.2  | 150.6 | 9.4   | 7.6   | 6.8   | 15.7         | 35.7  | 75.4  | 4.3   | 3.8    | 3.6    |
| Matières premières                                     | 6.3          | 5.5   | 4.3   | 3.2   | 2.4   | 2.4   | 10.0         | 4.7   | 2.5   | 2.0   | 1.3    | 1.4    |
| Combustibles et produits des industries extractives    | 8.1          | 6.0   | 7.6   | 4.1   | 3.9   | 4.6   | 22.9         | 18.6  | 26.4  | 12.1  | 14.2   | 16.2   |
| Minerais et autres minéraux                            | 2.2          | 2.1   | 1.9   | 1.0   | 1.0   | 1.2   | 6.1          | 2.4   | 1.3   | 0.7   | 0.4    | 0.4    |
| Combustibles   | 4.1          | 2.3   | 4.7   | 2.1   | 1.9   | 2.3   | 11.6         | 12.8  | 22.3  | 9.8   | 12.5   | 14.2   |
| Métaux non ferreux                                     | 1.7          | 1.5   | 1.1   | 1.0   | 0.9   | 1.1   | 5.3          | 3.5   | 2.8   | 1.5   | 1.3    | 1.6    |
| Produits manufacturés                                  | 61.4         | 62.8  | 67.4  | 76.6  | 81.3  | 81.7  | 40.5         | 60.5  | 60.5  | 77.1  | 76.0   | 74.3   |
| Fer et acier   | 2.3          | 1.8   | 0.8   | 0.8   | 0.9   | 1.1   | 3.8          | 4.3   | 2.7   | 1.8   | 1.1    | 1.8    |
| Produits chimiques                                     | 8.6          | 8.1   | 9.9   | 9.9   | 13.0  | 13.8  | 3.3          | 11.1  | 4.2   | 5.1   | 8.0    | 7.6    |
| Produits pharmaceutiques                               | 1.2          | 2.7   | 11.4  | 1.3   | 2.6   | 2.9   | 0.3          | 0.2   | 0.4   | 0.7   | 2.4    | 2.3    |
| Autres produits chimiques                              | 7.4          | 22.7  | 77.4  | 8.6   | 10.3  | 10.9  | 3.0          | 10.9  | 3.7   | 4.4   | 5.5    | 5.3    |
| Autres produits semi-manufacturés                      | 5.6          | 5.2   | 4.9   | 5.3   | 6.0   | 6.0   | 10.9         | 8.8   | 6.9   | 6.8   | 7.0    | 7.0    |
| Machines et matériel de transport                      | 35.9         | 40.0  | 42.7  | 48.4  | 48.5  | 48.0  | 10.8         | 31.1  | 33.0  | 44.0  | 41.0   | 39.9   |
| Equipement de bureau et de télécommunication           | 4.2          | 6.2   | 10.8  | 14.1  | 15.5  | 14.8  | 2.3          | 6.3   | 8.9   | 15.3  | 13.9   | 14.0   |
| Machines de bureau et de traitement de l'information   | ...          | ...   | 5.7   | 6.7   | 5.7   | 5.4   | ...          | ...   | 2.6   | 7.3   | 6.3    | 6.3    |
| Equipement de télécommunication                        | ...          | ...   | 1.8   | 3.1   | 3.3   | 3.4   | ...          | ...   | 4.3   | 4.6   | 5.6    | 5.9    |
| Circuits intégrés                                      | ...          | ...   | 3.3   | 4.3   | 6.6   | 6.0   | ...          | ...   | 2.0   | 3.5   | 2.0    | 1.8    |
| Matériel de transport                                  | 13.3         | 18.6  | 16.7  | 18.0  | 16.6  | 16.1  | 4.7          | 17.9  | 16.4  | 17.2  | 16.5   | 15.3   |
| Produits de l'industrie automobile                     | 7.5          | 11.0  | 8.4   | 9.6   | 9.6   | 9.3   | 3.5          | 15.2  | 14.4  | 14.9  | 13.9   | 12.9   |
| Autre matériel de transport                            | 5.7          | 7.6   | 8.3   | 8.4   | 7.0   | 6.7   | 1.1          | 2.7   | 1.9   | 2.3   | 2.6    | 2.4    |
| Autres machines  | 18.4         | 15.3  | 15.3  | 16.3  | 16.4  | 17.2  | 3.8          | 6.8   | 7.7   | 11.5  | 10.6   | 10.6   |
| Machines génératrices                                  | 0.6          | 0.5   | 2.6   | 2.6   | 2.9   | 2.7   | 0.1          | 0.1   | 0.7   | 1.5   | 1.3    | 1.2    |
| Autres machines non-électriques                        | 14.2         | 11.0  | 9.3   | 9.0   | 8.5   | 8.3   | 2.8          | 4.4   | 4.3   | 5.9   | 5.1    | 5.1    |
| Instruments et appareils électriques                   | 3.6          | 3.8   | 3.4   | 4.6   | 5.0   | 4.6   | 1.0          | 2.3   | 2.6   | 4.2   | 4.2    | 4.0    |
| Textiles   | 2.1          | 1.8   | 1.2   | 1.3   | 1.5   | 1.5   | 4.0          | 2.2   | 1.2   | 1.5   | 1.4    | 1.4    |
| Vêtements  | 0.4          | 0.4   | 0.5   | 1.1   | 0.8   | 0.6   | 2.3          | 3.1   | 3.9   | 5.9   | 5.5    | 5.0    |
| Autres produits manufacturés                           | 6.5          | 5.4   | 7.5   | 9.9   | 10.6  | 10.7  | 5.4          | 7.5   | 8.6   | 12.1  | 12.1   | 11.6   |
| Effets personnels et articles de ménage                | ...          | ...   | ...   | 0.8   | 0.7   | 0.7   | ...          | ...   | ...   | 3.5   | 3.7    | 3.6    |
| Instruments scientifiques et de contrôle               | ...          | ...   | ...   | 3.4   | 4.3   | 4.5   | ...          | ...   | ...   | 1.4   | 1.8    | 1.9    |
| Articles manufacturés divers                           | ...          | ...   | ...   | 5.7   | 5.6   | 5.5   | ...          | ...   | ...   | 7.2   | 6.5    | 6.1    |

Tableau II.4

**Europe - Commerce des marchandises par région et par produit, 2000-04**

(En milliards de dollars et en pourcentage)

|  | Exportations |        |        |        |        | Importations |        |        |        |        |
|--|--------------|--------|--------|--------|--------|--------------|--------|--------|--------|--------|
|  | 2000         | 2001   | 2002   | 2003   | 2004   | 2000         | 2001   | 2002   | 2003   | 2004   |
|  | Valeur       |        |        |        |        |              |        |        |        |        |
| Monde  | 2633.5       | 2654.6 | 2835.7 | 3381.7 | 4031.1 | 2774.7       | 2732.8 | 2872.7 | 3457.2 | 4139.9 |
|  | Part         |        |        |        |        |              |        |        |        |        |
| Monde  | 100.0        | 100.0  | 100.0  | 100.0  | 100.0  | 100.0        | 100.0  | 100.0  | 100.0  | 100.0  |
| Intra-Europe   | 73.2         | 72.8   | 72.9   | 73.8   | 73.7   | 69.2         | 70.4   | 71.7   | 72.0   | 71.7   |
| Union européenne (25)                                  | 67.4         | 67.2   | 67.1   | 67.8   | 67.4   | 64.1         | 65.2   | 66.3   | 66.5   | 66.1   |
| Autres pays d'Europe                                   | 5.9          | 5.7    | 5.8    | 6.0    | 6.3    | 5.1          | 5.2    | 5.3    | 5.4    | 5.6    |
| Interrégional  | 25.7         | 26.1   | 25.9   | 25.1   | 25.2   | 29.2         | 28.1   | 27.1   | 26.9   | 27.3   |
| Amérique du Nord                                       | 10.5         | 10.4   | 10.3   | 9.5    | 9.1    | 8.3          | 8.0    | 7.2    | 6.3    | 5.9    |
| Amérique du Sud et centrale                            | 1.7          | 1.7    | 1.5    | 1.3    | 1.3    | 1.7          | 1.7    | 1.7    | 1.7    | 1.8    |
| Communauté d'États indépendants (CEI)                  | 1.3          | 1.6    | 1.7    | 1.9    | 2.2    | 2.7          | 2.7    | 2.7    | 2.9    | 3.3    |
| Russie, Fédération de                                  | 0.8          | 1.1    | 1.2    | 1.3    | 1.5    | 2.2          | 2.2    | 2.1    | 2.3    | 2.6    |
| Afrique  | 2.4          | 2.5    | 2.4    | 2.4    | 2.4    | 2.8          | 2.9    | 2.7    | 2.8    | 2.7    |
| Afrique du Nord  | 1.2          | 1.2    | 1.2    | 1.2    | 1.0    | 1.5          | 1.4    | 1.3    | 1.4    | 1.1    |
| Afrique subsaharienne                                  | 1.2          | 1.3    | 1.2    | 1.3    | 1.5    | 1.4          | 1.5    | 1.4    | 1.4    | 1.6    |
| Afrique du Sud   | 0.4          | 0.5    | 0.5    | 0.6    | 0.7    | 0.5          | 0.5    | 0.6    | 0.6    | 0.8    |
| Autres   | 0.8          | 0.8    | 0.7    | 0.7    | 0.8    | 0.9          | 1.0    | 0.8    | 0.8    | 0.8    |
| Moyen-Orient   | 2.3          | 2.4    | 2.4    | 2.5    | 2.6    | 1.9          | 1.6    | 1.5    | 1.5    | 1.6    |
| Asie   | 7.6          | 7.5    | 7.5    | 7.5    | 7.6    | 11.9         | 11.2   | 11.3   | 11.8   | 12.1   |
| Japon  | 1.7          | 1.7    | 1.6    | 1.5    | 1.5    | 3.3          | 2.8    | 2.6    | 2.5    | 2.4    |
| Chine  | 0.9          | 1.1    | 1.2    | 1.4    | 1.6    | 2.6          | 2.8    | 3.1    | 3.7    | 4.1    |
| Australie et Nouvelle-Zélande                          | 0.7          | 0.6    | 0.7    | 0.7    | 0.7    | 0.4          | 0.4    | 0.4    | 0.4    | 0.4    |
| Six pays ou territoires commerçants de l'Asie de l'Est | 3.1          | 3.0    | 2.9    | 2.7    | 2.3    | 4.4          | 4.0    | 3.8    | 3.8    | 2.8    |
| Autres   | 1.2          | 1.1    | 1.1    | 1.1    | 1.6    | 1.2          | 1.2    | 1.4    | 1.4    | 2.4    |
| Total des marchandises                                 | 100.0        | 100.0  | 100.0  | 100.0  | 100.0  | 100.0        | 100.0  | 100.0  | 100.0  | 100.0  |
| Produits agricoles                                     | 9.3          | 9.3    | 9.4    | 9.6    | 9.1    | 9.7          | 9.9    | 10.2   | 10.3   | 9.7    |
| Produits alimentaires                                  | 7.7          | 7.8    | 7.9    | 8.1    | 7.6    | 7.6          | 8.0    | 8.3    | 8.4    | 7.9    |
| Poissons   | 0.6          | 0.6    | 0.6    | 0.6    | 0.6    | 0.8          | 0.8    | 0.8    | 0.8    | 0.7    |
| Autres produits alimentaires                           | 7.0          | 7.1    | 7.3    | 7.4    | 7.1    | 6.9          | 7.1    | 7.4    | 7.6    | 7.2    |
| Matières premières                                     | 1.6          | 1.5    | 1.5    | 1.5    | 1.5    | 2.1          | 1.9    | 1.9    | 1.9    | 1.8    |
| Combustibles et produits des industries extractives    | 7.8          | 7.2    | 7.0    | 7.1    | 7.5    | 12.0         | 11.5   | 11.0   | 11.4   | 12.0   |
| Minerais et autres minéraux                            | 0.7          | 0.7    | 0.7    | 0.7    | 0.8    | 1.3          | 1.2    | 1.2    | 1.2    | 1.3    |
| Combustibles   | 5.2          | 4.8    | 4.6    | 4.8    | 5.0    | 8.5          | 8.2    | 7.9    | 8.4    | 8.7    |
| Métaux non ferreux                                     | 1.9          | 1.8    | 1.7    | 1.6    | 1.7    | 2.2          | 2.1    | 1.9    | 1.8    | 1.9    |
| Produits manufacturés                                  | 80.7         | 81.2   | 81.4   | 80.9   | 80.2   | 75.9         | 76.0   | 76.4   | 75.9   | 75.0   |
| Fer et acier   | 2.7          | 2.6    | 2.6    | 2.7    | 3.3    | 2.5          | 2.3    | 2.3    | 2.5    | 3.1    |
| Produits chimiques                                     | 13.0         | 13.6   | 14.6   | 14.9   | 14.9   | 10.7         | 11.4   | 12.4   | 12.6   | 12.6   |
| Produits pharmaceutiques                               | 3.1          | 3.9    | 4.8    | 4.9    | 5.0    | 2.3          | 3.0    | 3.9    | 4.0    | 4.0    |
| Autres produits chimiques                              | 9.9          | 9.7    | 9.8    | 9.9    | 9.9    | 8.4          | 8.4    | 8.5    | 8.6    | 8.6    |
| Autres produits semi-manufacturés                      | 8.9          | 8.8    | 8.9    | 8.7    | 8.6    | 8.0          | 8.1    | 8.1    | 8.0    | 7.8    |
| Machines et matériel de transport                      | 41.9         | 41.9   | 40.9   | 40.3   | 39.8   | 40.1         | 39.4   | 38.5   | 37.9   | 37.3   |
| Équipement de bureau et de télécommunication           | 10.9         | 10.2   | 9.2    | 8.4    | 8.0    | 13.1         | 12.1   | 11.3   | 10.3   | 10.2   |
| Machines de bureau et de traitement de l'information   | 4.4          | 4.1    | 3.7    | 3.5    | 3.2    | 5.8          | 5.4    | 5.0    | 4.7    | 4.6    |
| Équipement de télécommunication                        | 4.3          | 4.0    | 3.7    | 3.4    | 3.3    | 4.5          | 4.2    | 4.0    | 3.7    | 3.8    |
| Circuits intégrés                                      | 2.3          | 2.1    | 1.9    | 1.5    | 1.5    | 2.8          | 2.5    | 2.3    | 1.8    | 1.8    |
| Matériel de transport                                  | 15.8         | 16.3   | 16.6   | 16.9   | 16.8   | 14.2         | 14.5   | 14.8   | 15.4   | 15.1   |
| Produits de l'industrie automobile                     | 11.0         | 11.3   | 11.8   | 12.2   | 12.0   | 9.5          | 9.7    | 10.2   | 10.6   | 10.4   |
| Autre matériel de transport                            | 4.8          | 5.1    | 4.8    | 4.8    | 4.9    | 4.6          | 4.8    | 4.6    | 4.8    | 4.7    |
| Autres machines  | 15.2         | 15.4   | 15.0   | 15.0   | 14.9   | 12.9         | 12.8   | 12.4   | 12.3   | 12.0   |
| Textiles   | 2.4          | 2.3    | 2.2    | 2.2    | 2.0    | 2.2          | 2.2    | 2.2    | 2.1    | 1.9    |
| Vêtements  | 2.5          | 2.5    | 2.6    | 2.6    | 2.4    | 3.2          | 3.3    | 3.3    | 3.3    | 3.2    |
| Autres produits manufacturés                           | 9.4          | 9.5    | 9.6    | 9.6    | 9.3    | 9.2          | 9.4    | 9.5    | 9.5    | 9.1    |
| Effets personnels et articles de ménage                | 2.2          | 2.3    | 2.2    | 2.2    | 2.1    | 2.2          | 2.3    | 2.3    | 2.3    | 2.3    |
| Instruments scientifiques et de contrôle               | 1.9          | 2.0    | 2.0    | 2.1    | 2.1    | 1.8          | 1.9    | 1.8    | 1.8    | 1.8    |
| Articles manufacturés divers                           | 5.3          | 5.3    | 5.4    | 5.3    | 5.2    | 5.2          | 5.2    | 5.3    | 5.3    | 5.1    |

Tableau II.5

## Japon - Commerce des marchandises par région et par produit, 1963, 1973, 1983, 1993, 2003 and 2004

(En milliards de dollars et en pourcentage)

|  | Exportations |       |       |       |       |       | Importations |       |       |       |       |       |
|--|--------------|-------|-------|-------|-------|-------|--------------|-------|-------|-------|-------|-------|
|  | 1963         | 1973  | 1983  | 1993  | 2003  | 2004  | 1963         | 1973  | 1983  | 1993  | 2003  | 2004  |
|  | Valeur       |       |       |       |       |       |              |       |       |       |       |       |
| Monde  | 5.5          | 36.9  | 147.0 | 362.2 | 471.8 | 565.8 | 6.7          | 38.3  | 126.4 | 241.6 | 382.9 | 454.5 |
|  | Part         |       |       |       |       |       |              |       |       |       |       |       |
| Monde  | 100.0        | 100.0 | 100.0 | 100.0 | 100.0 | 100.0 | 100.0        | 100.0 | 100.0 | 100.0 | 100.0 | 100.0 |
| Amérique du Nord                                       | 30.7         | 29.2  | 32.4  | 32.2  | 27.3  | 25.2  | 37.6         | 30.2  | 24.6  | 26.9  | 18.1  | 16.3  |
| Amérique du Sud et centrale                            | 5.3          | 5.2   | 2.3   | 3.3   | 1.4   | 1.4   | 6.4          | 4.4   | 3.5   | 2.8   | 2.0   | 2.3   |
| Europe   | 13.3         | 17.9  | 15.8  | 18.3  | 17.0  | 16.8  | 10.0         | 10.6  | 8.8   | 15.5  | 14.5  | 14.2  |
| Union européenne (25)                                  | -            | -     | -     | ...   | 16.0  | 15.8  | -            | -     | -     | ...   | 13.1  | 12.7  |
| Autres pays d'Europe                                   | -            | -     | -     | ...   | 0.9   | 1.0   | -            | -     | -     | ...   | 1.5   | 1.5   |
| Communauté d'Etats indépendants (CEI)                  | -            | -     | -     | 0.5   | 0.5   | 0.7   | -            | -     | -     | 1.2   | 1.2   | 1.4   |
| Russie, Fédération de                                  | -            | -     | -     | 0.4   | 0.4   | 0.6   | -            | -     | -     | 1.1   | 1.1   | 1.3   |
| Afrique  | 6.3          | 4.1   | 3.6   | 2.0   | 1.0   | 1.2   | 3.9          | 4.5   | 2.6   | 1.6   | 1.7   | 1.9   |
| Afrique du Sud   | 1.5          | 1.6   | 1.2   | 0.6   | 0.4   | 0.5   | 1.9          | 1.5   | 1.3   | 0.8   | 0.9   | 1.0   |
| Autres pays d'Afrique                                  | 4.8          | 2.4   | 2.4   | 1.5   | 0.6   | 0.7   | 2.0          | 3.1   | 1.3   | 0.8   | 0.7   | 0.9   |
| Moyen-Orient   | 3.2          | 4.1   | 10.8  | 3.3   | 2.7   | 2.6   | 11.2         | 12.5  | 26.5  | 11.3  | 13.4  | 13.8  |
| Asie   | 34.9         | 31.6  | 31.0  | 40.1  | 49.0  | 51.1  | 28.2         | 34.5  | 32.6  | 40.3  | 49.1  | 50.1  |
| Chine a  | 1.1          | 2.8   | 3.3   | 4.8   | 15.4  | 16.4  | 1.1          | 2.5   | 4.0   | 8.5   | 19.7  | 20.7  |
| Six pays ou territoires commerçants de l'Asie de l'Est | 3.7          | 3.9   | 3.6   | 2.5   | 2.5   | 2.5   | 8.5          | 10.2  | 6.0   | 5.8   | 4.5   | 4.8   |
| Australie et Nouvelle-Zélande                          | 15.8         | 18.0  | 17.8  | 28.3  | 29.3  | 30.5  | 8.4          | 9.8   | 9.7   | 17.0  | 16.6  | 16.5  |
| Autres pays d'Asie                                     | 14.2         | 6.9   | 6.3   | 4.6   | 1.8   | 1.7   | 10.3         | 12.0  | 12.9  | 9.1   | 8.4   | 8.1   |
| Total des marchandises                                 | 100.0        | 100.0 | 100.0 | 100.0 | 100.0 | 100.0 | 100.0        | 100.0 | 100.0 | 100.0 | 100.0 | 100.0 |
| Produits agricoles                                     | 8.8          | 4.1   | 1.8   | 1.0   | 1.0   | 1.0   | 44.5         | 36.0  | 20.7  | 24.6  | 15.3  | 14.4  |
| Produits alimentaires                                  | 5.9          | 2.4   | 1.0   | 0.6   | 0.5   | 0.5   | 20.8         | 18.9  | 13.5  | 17.3  | 12.3  | 11.6  |
| Poissons   | 3.7          | 1.4   | 0.5   | 0.2   | 0.2   | 0.2   | 0.5          | 2.6   | 3.1   | 5.8   | 3.3   | 3.1   |
| Autres produits alimentaires                           | 2.2          | 0.9   | 0.6   | 0.4   | 0.3   | 0.3   | 20.2         | 16.3  | 10.5  | 11.6  | 9.0   | 8.5   |
| Matières premières                                     | 3.0          | 1.7   | 0.7   | 0.5   | 0.5   | 0.5   | 23.7         | 17.1  | 7.1   | 7.3   | 2.9   | 2.8   |
| Combustibles et produits des industries extractives    | 1.2          | 1.2   | 1.5   | 1.4   | 1.7   | 2.0   | 32.9         | 37.8  | 55.9  | 26.8  | 26.1  | 27.6  |
| Minerais et autres minéraux                            | 0.1          | 0.1   | 0.2   | 0.1   | 0.4   | 0.5   | 13.0         | 11.6  | 5.9   | 3.6   | 2.7   | 3.1   |
| Combustibles   | 0.3          | 0.3   | 0.3   | 0.5   | 0.3   | 0.4   | 18.0         | 21.8  | 46.7  | 20.4  | 21.2  | 21.9  |
| Métaux non ferreux                                     | 0.8          | 0.8   | 1.0   | 0.7   | 0.9   | 1.0   | 1.9          | 4.3   | 3.2   | 2.7   | 2.2   | 2.6   |
| Produits manufacturés                                  | 88.8         | 90.7  | 95.6  | 95.5  | 93.0  | 92.7  | 22.4         | 25.6  | 21.5  | 46.1  | 57.1  | 56.3  |
| Fer et acier   | 12.9         | 14.4  | 8.7   | 4.0   | 3.8   | 4.1   | 1.3          | 0.6   | 1.1   | 1.7   | 0.9   | 1.2   |
| Produits chimiques                                     | 5.8          | 5.8   | 4.6   | 5.6   | 8.3   | 8.5   | 5.5          | 4.9   | 5.5   | 7.3   | 7.7   | 7.6   |
| Produits pharmaceutiques                               | 0.5          | 0.3   | 0.2   | 0.4   | 0.7   | 0.6   | 0.6          | 0.9   | 1.0   | 1.6   | 1.6   | 1.6   |
| Autres produits chimiques                              | 5.3          | 5.5   | 4.4   | 5.1   | 7.6   | 7.9   | 4.9          | 3.9   | 4.6   | 5.7   | 6.1   | 6.0   |
| Autres produits semi-manufacturés                      | 11.7         | 7.0   | 6.3   | 4.4   | 4.3   | 4.2   | 1.2          | 3.9   | 2.1   | 4.9   | 4.3   | 4.4   |
| Machines et matériel de transport                      | 27.4         | 51.7  | 63.8  | 71.8  | 66.8  | 65.6  | 12.0         | 8.3   | 7.0   | 16.9  | 27.6  | 27.4  |
| Équipement de bureau et de télécommunication           | 6.8          | 12.7  | 18.4  | 23.3  | 19.1  | 18.1  | 2.1          | 2.1   | 1.9   | 6.8   | 14.2  | 14.1  |
| Machines de bureau et de traitement de l'information   | ...          | ...   | 4.8   | 9.1   | 5.1   | 4.6   | ...          | ...   | 0.8   | 2.9   | 6.3   | 6.0   |
| Équipement de télécommunication                        | ...          | ...   | 11.1  | 8.1   | 6.5   | 6.3   | ...          | ...   | 0.4   | 1.8   | 3.4   | 3.5   |
| Circuits intégrés                                      | ...          | ...   | 2.5   | 6.1   | 7.5   | 7.2   | ...          | ...   | 0.7   | 2.2   | 4.5   | 4.6   |
| Matériel de transport                                  | 12.2         | 26.1  | 28.6  | 28.3  | 27.3  | 26.0  | 2.4          | 1.8   | 2.1   | 4.5   | 4.7   | 4.3   |
| Produits de l'industrie automobile                     | 3.4          | 12.0  | 20.9  | 22.1  | 21.8  | 20.5  | 0.5          | 0.6   | 0.5   | 2.7   | 2.9   | 2.8   |
| Autre matériel de transport                            | 8.7          | 14.1  | 7.7   | 6.2   | 5.6   | 5.6   | 1.9          | 1.2   | 1.6   | 1.8   | 1.8   | 1.5   |
| Autres machines  | 8.4          | 12.9  | 16.8  | 20.1  | 20.4  | 21.5  | 7.5          | 4.4   | 3.0   | 5.6   | 8.7   | 8.9   |
| Machines génératrices                                  | 0.2          | 0.5   | 1.3   | 1.3   | 1.2   | 1.3   | 0.9          | 0.3   | 0.6   | 0.8   | 1.2   | 1.2   |
| Autres machines non-électriques                        | 4.6          | 8.1   | 10.3  | 12.4  | 12.6  | 13.6  | 5.4          | 2.8   | 1.6   | 2.7   | 3.4   | 3.6   |
| Instruments et appareils électriques                   | 3.6          | 4.3   | 5.1   | 6.4   | 6.6   | 6.7   | 1.3          | 1.3   | 0.9   | 2.1   | 4.1   | 4.1   |
| Textiles   | 16.8         | 6.6   | 3.6   | 1.9   | 1.4   | 1.3   | 0.6          | 3.0   | 1.2   | 1.6   | 1.3   | 1.2   |
| Vêtements  | 3.9          | 1.0   | 0.4   | 0.2   | 0.1   | 0.1   | 0.1          | 1.5   | 1.2   | 5.2   | 5.1   | 4.8   |
| Autres produits manufacturés                           | 10.3         | 6.5   | 8.1   | 7.7   | 8.4   | 8.8   | 1.7          | 3.6   | 3.3   | 8.5   | 10.2  | 9.8   |
| Effets personnels et articles de ménage                | 1.7          | 0.4   | 0.2   | 0.2   | 0.1   | 0.1   | 0.0          | 0.4   | 0.6   | 2.4   | 2.7   | 2.5   |
| Instruments scientifiques et de contrôle               | 3.1          | 3.7   | 1.4   | 2.1   | 3.1   | 3.5   | 1.0          | 1.0   | 0.8   | 1.5   | 2.5   | 2.5   |
| Articles manufacturés divers                           | 5.5          | 2.4   | 6.5   | 5.4   | 5.1   | 5.2   | 0.6          | 2.1   | 1.9   | 4.6   | 5.0   | 4.8   |

a Y compris les expéditions substantielles enregistrées comme exportations vers Hong Kong, Chine avec la Chine pour destination finale.

